

# PRINCE GEORGES COUNTY HOUSING REPORT

## Residential Market Report

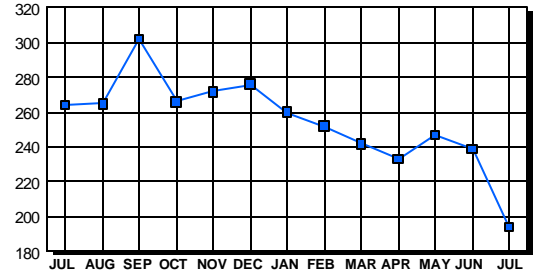
### Condo/Co-ops July 2003

#### LISTINGS

Price Range	New This Month			Total Active		
	2003	2002	% Change	2003	2002	% Change
0-49999	11	26	-57.7	27	47	-42.6
50000-99999	69	100	-31.0	117	151	-22.5
100000-149999	64	47	36.2	30	50	-40.0
150000-199999	22	12	83.3	17	9	88.9
200000-299999	3	2	50.0	2	5	-60.0
300000-399999	0	1	-100.0	0	1	-100.0
400000-499999	0	0	0.0	0	0	0.0
500000 & Over	0	0	0.0	1	1	0.0
<b>Grand Total:</b>	<b>169</b>	<b>188</b>	<b>-10.1</b>	<b>194</b>	<b>264</b>	<b>-26.5</b>

#### INVENTORY TREND

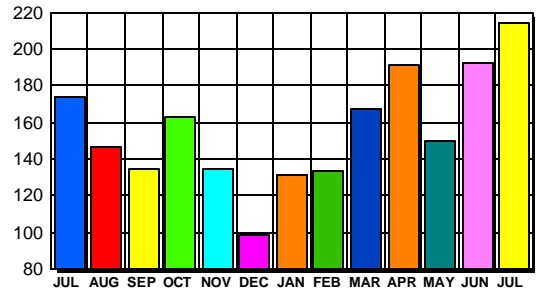
Listings Active At End Of Month



#### CONTRACTS

Price Range	New This Month			Year-To-Date		
	2003	2002	% Change	2003	2002	% Change
0-49999	10	31	-67.7	98	158	-38.0
50000-99999	97	108	-10.2	543	578	-6.1
100000-149999	80	54	48.1	411	282	45.7
150000-199999	25	12	108.3	122	37	229.7
200000-299999	2	0	200.0	4	0	400.0
300000-399999	0	0	0.0	0	0	0.0
400000-499999	0	0	0.0	0	0	0.0
500000 & Over	0	0	0.0	0	0	0.0
<b>Grand Total:</b>	<b>214</b>	<b>205</b>	<b>4.4</b>	<b>1,178</b>	<b>1,055</b>	<b>11.7</b>

#### SALES TREND



#### DATA SOURCE

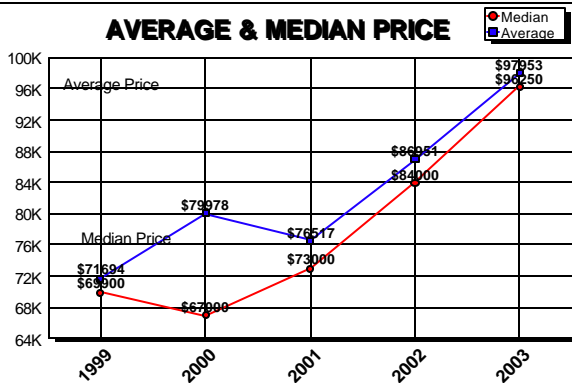
Metropolitan Regional Information System  
(MRIS)

NOTES: Properties not listed through this Multiple Listing Service are not reflected. The term "sales" represents ratified purchase contracts. Current year information is preliminary and subject to revision. Current year- to- date contract information may not equal the sum of the monthly contract totals reported in previous issues. Prices are not adjusted for inflation.

#### SETTLEMENTS

Price Range	New This Month			Year-To-Date		
	2003	2002	% Change	2003	2002	% Change
0-49999	12	12	0.0	87	137	-36.5
50000-99999	55	58	-5.2	435	477	-8.8
100000-149999	53	36	47.2	352	227	55.1
150000-199999	22	9	144.4	92	28	228.6
200000-299999	0	0	0.0	2	0	200.0
300000-399999	0	0	0.0	0	0	0.0
400000-499999	0	0	0.0	0	0	0.0
500000 & Over	0	1	-100.0	0	1	0.0
<b>Grand Total:</b>	<b>142</b>	<b>116</b>	<b>22.4</b>	<b>968</b>	<b>870</b>	<b>11.3</b>

#### AVERAGE & MEDIAN PRICE



#### MARKET BY PRICE RANGE

