

# PRINCE GEORGES COUNTY HOUSING REPORT

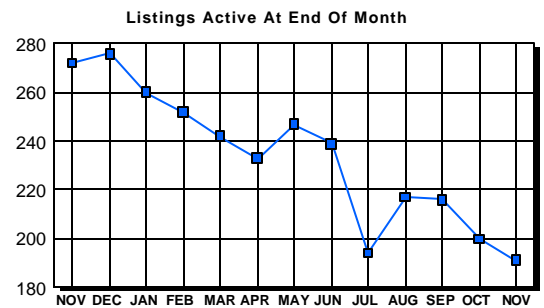
## Residential Market Report

Condo/Co-ops  
November 2003

### LISTINGS

Price Range	New This Month			Total Active		
	2003	2002	% Change	2003	2002	% Change
0-49999	7	13	-46.2	22	49	-55.1
50000-99999	57	81	-29.6	100	157	-36.3
100000-149999	58	44	31.8	49	49	0.0
150000-199999	27	15	80.0	12	9	33.3
200000-299999	1	0	100.0	5	7	-28.6
300000-399999	0	0	0.0	2	0	200.0
400000-499999	0	0	0.0	0	0	0.0
500000 & Over	0	0	0.0	1	1	0.0
<b>Grand Total:</b>	<b>150</b>	<b>153</b>	<b>-2.0</b>	<b>191</b>	<b>272</b>	<b>-29.8</b>

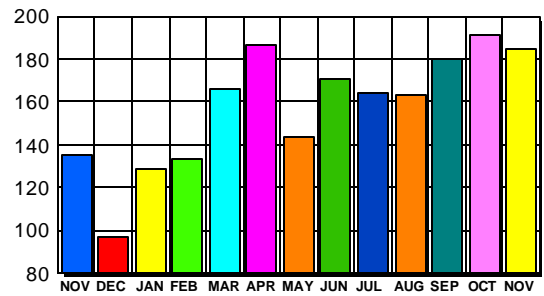
### INVENTORY TREND



### CONTRACTS

Price Range	New This Month			Year-To-Date		
	2003	2002	% Change	2003	2002	% Change
0-49999	11	15	-26.7	132	213	-38.0
50000-99999	67	85	-21.2	786	874	-10.1
100000-149999	70	55	27.3	658	465	41.5
150000-199999	34	13	161.5	226	76	197.4
200000-299999	3	0	300.0	11	0	1,100.0
300000-399999	0	0	0.0	0	0	0.0
400000-499999	0	0	0.0	0	0	0.0
500000 & Over	0	0	0.0	0	0	0.0
<b>Grand Total:</b>	<b>185</b>	<b>168</b>	<b>10.1</b>	<b>1,813</b>	<b>1,628</b>	<b>11.4</b>

### SALES TREND



### DATA SOURCE

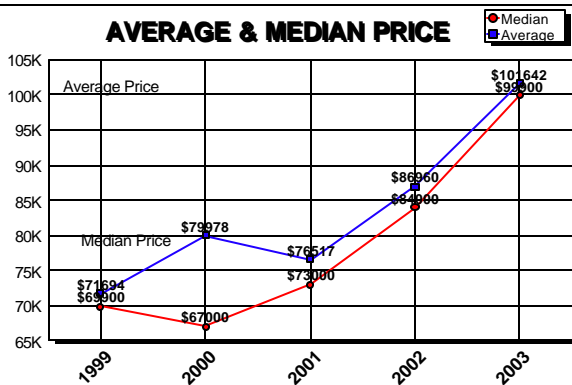
Metropolitan Regional Information System (MRIS)

NOTES: Properties not listed through this Multiple Listing Service are not reflected. The term "sales" represents ratified purchase contracts. Current year information is preliminary and subject to revision. Current year- to- date contract information may not equal the sum of the monthly contract totals reported in previous issues. Prices are not adjusted for inflation.

### SETTLEMENTS

Price Range	New This Month			Year-To-Date		
	2003	2002	% Change	2003	2002	% Change
0-49999	8	9	-11.1	125	197	-36.5
50000-99999	44	57	-22.8	706	801	-11.9
100000-149999	62	37	67.6	617	407	51.6
150000-199999	17	6	183.3	199	58	243.1
200000-299999	0	0	0.0	7	0	700.0
300000-399999	0	0	0.0	0	0	0.0
400000-499999	0	0	0.0	0	0	0.0
500000 & Over	0	0	0.0	0	1	0.0
<b>Grand Total:</b>	<b>131</b>	<b>109</b>	<b>20.2</b>	<b>1,654</b>	<b>1,464</b>	<b>13.0</b>

### AVERAGE & MEDIAN PRICE



### MARKET BY PRICE RANGE

