

# PRINCE GEORGES COUNTY HOUSING REPORT

## Residential Market Report

### Single Family Homes

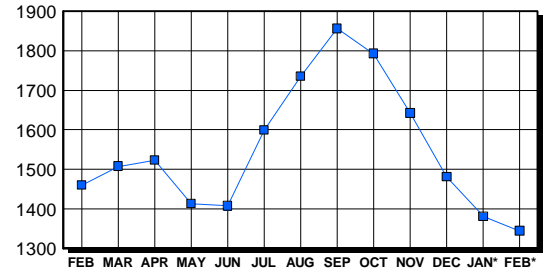
February 2004

#### LISTINGS

Price Range	New This Month			Total Active		
	2004	2003	% Change	2004	2003	% Change
0-149999	172	230	-25.2	407	582	-30.1
150000-299999	729	510	42.9	600	636	-5.7
300000-449999	159	53	200.0	195	156	25.0
450000-599999	36	29	24.1	96	56	71.4
600000-749999	5	0	0.0	26	19	100.0
750000-999999	1	1	0.0	11	6	83.3
1000000 & Over	4	2	100.0	10	6	66.7
<b>Grand Total:</b>	<b>1,106</b>	<b>825</b>	<b>34.1</b>	<b>1,345</b>	<b>1,461</b>	<b>-7.9</b>

#### INVENTORY TREND

Listings Active At End Of Month

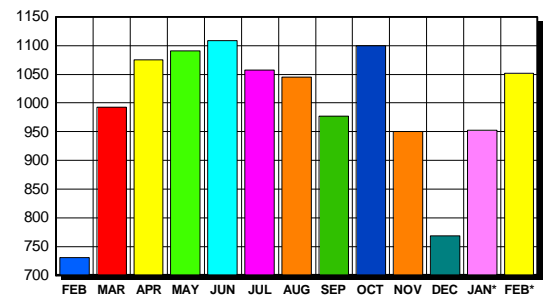


#### CONTRACTS

Price Range	New This Month			Year-To-Date		
	2004	2003	% Change	2004	2003	% Change
0-149999	189	286	-33.9	377	581	-35.1
150000-299999	729	533	36.8	1,361	1,076	26.5
300000-449999	103	53	94.3	214	122	75.4
450000-599999	21	7	200.0	38	14	171.4
600000-749999	4	0	400.0	7	2	250.0
750000-999999	4	1	300.0	6	2	200.0
1000000 & Over	2	1	100.0	2	1	100.0
<b>Grand Total:</b>	<b>1,052</b>	<b>881</b>	<b>19.4</b>	<b>2,005</b>	<b>1,798</b>	<b>11.5</b>

#### SALES TREND

Contracts Ratified Per Month



#### SETTLEMENTS

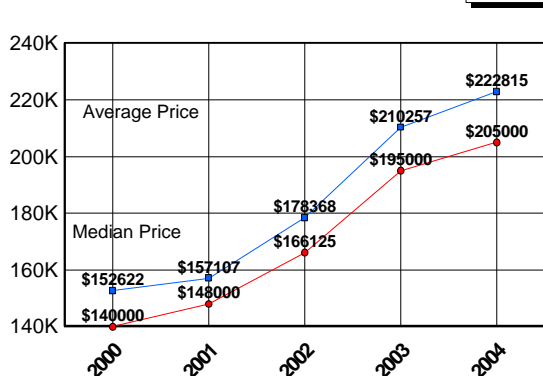
Price Range	New This Month			Year-To-Date		
	2004	2003	% Change	2004	2003	% Change
0-149999	123	152	-19.1	257	363	-29.2
150000-299999	470	357	31.7	948	797	18.9
300000-449999	98	41	139.0	177	72	145.8
450000-599999	13	2	550.0	27	3	800.0
600000-749999	1	1	0.0	4	1	300.0
750000-999999	3	0	300.0	3	1	200.0
1000000 & Over	0	0	0.0	1	0	100.0
<b>Grand Total:</b>	<b>708</b>	<b>553</b>	<b>28.0</b>	<b>1,417</b>	<b>1,237</b>	<b>14.6</b>

#### DATA SOURCE

Metropolitan Regional Information System (MRIS)

NOTES: Properties not listed through this Multiple Listing Service are not reflected. The term "sales" represents ratified purchase contracts. Current year information is preliminary and subject to revision. Current year- to- date contract information may not equal the sum of the monthly contract totals reported in previous issues. Prices are not adjusted for inflation.

#### AVERAGE & MEDIAN PRICE



#### MARKET BY PRICE RANGE

