

PRINCE GEORGES COUNTY

Residential Market Report

HOUSING REPORT

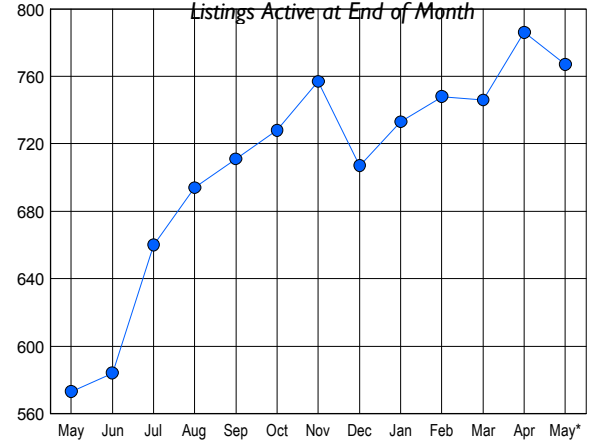
CONDO & COOPS

May 2008

LISTINGS

Price Range	New This Month			Total Actives		
	2008	2007	% Change	2008	2007	% Change
0 - 149,999	37	27	37.0	152	56	171.4
150,000 - 199,999	53	65	-18.5	250	142	76.1
200,000 - 299,999	73	137	-46.7	326	309	5.5
300,000 - 399,999	14	25	-44.0	34	53	-35.8
400,000 - 499,999	0	2	-100.0	3	8	-62.5
500,000 - 599,999	0	3	-100.0	2	4	-50.0
600,000 - 699,999	0	0	0.0	0	1	-100.0
700,000 - 799,999	0	0	0.0	0	0	0.0
800,000 - 899,999	0	0	0.0	0	0	0.0
900,000 - 999,999	0	0	0.0	0	0	0.0
1,000,000 - 1,249,999	0	0	0.0	0	0	0.0
1,250,000 - 1,499,999	0	0	0.0	0	0	0.0
1,500,000 +	0	0	0.0	0	0	0.0
TOTALS	177	259	-31.7	767	573	33.9

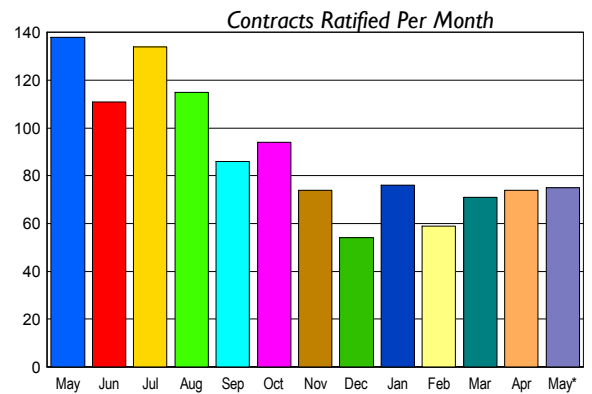
INVENTORY TREND



CONTRACTS

Price Range	New This Month			Year-To-Date		
	2008	2007	% Change	2008	2007	% Change
0 - 149,999	14	21	-33.3	54	105	-48.6
150,000 - 199,999	26	47	-44.7	119	207	-42.5
200,000 - 299,999	33	61	-45.9	149	358	-58.4
300,000 - 399,999	1	8	-87.5	6	36	-83.3
400,000 - 499,999	1	1	0.0	1	2	-50.0
500,000 - 599,999	0	0	0.0	0	0	0.0
600,000 - 699,999	0	0	0.0	0	0	0.0
700,000 - 799,999	0	0	0.0	0	0	0.0
800,000 - 899,999	0	0	0.0	0	0	0.0
900,000 - 999,999	0	0	0.0	0	0	0.0
1,000,000 - 1,249,999	0	0	0.0	0	0	0.0
1,250,000 - 1,499,999	0	0	0.0	0	0	0.0
1,500,000 +	0	0	0.0	0	0	0.0
TOTALS	75	138	-45.7	329	708	-53.5

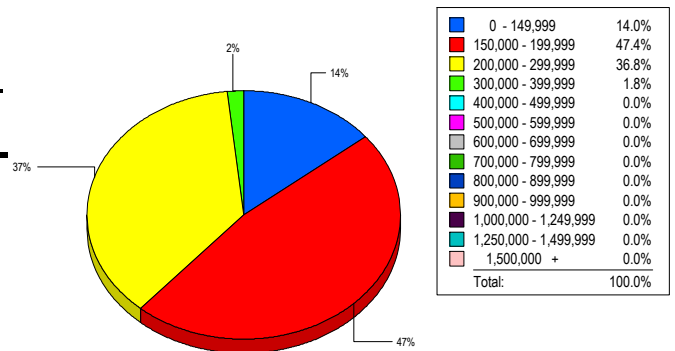
SALES TREND



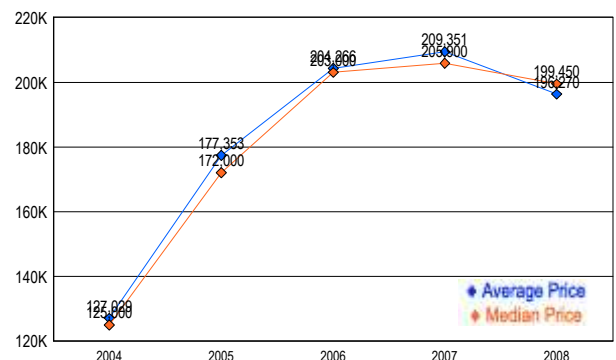
SETTLEMENTS

Price Range	New This Month			Year-To-Date		
	2008	2007	% Change	2008	2007	% Change
0 - 149,999	8	12	-33.3	41	93	-55.9
150,000 - 199,999	27	33	-18.2	94	168	-44.0
200,000 - 299,999	21	65	-67.7	124	322	-61.5
300,000 - 399,999	1	4	-75.0	5	35	-85.7
400,000 - 499,999	0	0	0.0	2	1	100.0
500,000 - 599,999	0	0	0.0	0	0	0.0
600,000 - 699,999	0	0	0.0	0	0	0.0
700,000 - 799,999	0	0	0.0	0	0	0.0
800,000 - 899,999	0	0	0.0	0	0	0.0
900,000 - 999,999	0	0	0.0	0	0	0.0
1,000,000 - 1,249,999	0	0	0.0	0	0	0.0
1,250,000 - 1,499,999	0	0	0.0	0	0	0.0
1,500,000 +	0	0	0.0	0	0	0.0
TOTALS	57	114	-50.0	266	619	-57.0

MARKET BY PRICE RANGE



AVERAGE & MEDIAN PRICE



DATA SOURCE: Metropolitan Regional Information Systems, Inc. (MRIS)

NOTES: Properties not listed through this Multiple Listing Service are not reflected. The term "sales" represents ratified purchase contracts. Current year information is preliminary and subject to revision. Current year-to-date contract information may not equal the sum of the monthly contract totals reported in