

LISTINGS

Price Range	New This Month			Total Actives		
	2011	2010	% Change	2011	2010	% Change
0 - 149,999	102	117	-12.8	363	515	-29.5
150,000 - 199,999	12	35	-65.7	71	150	-52.7
200,000 - 299,999	5	17	-70.6	40	72	-44.4
300,000 - 399,999	0	3	-100.0	5	10	-50.0
400,000 - 499,999	1	0	100.0	4	1	300.0
500,000 - 599,999	1	1	0.0	4	3	33.3
600,000 - 699,999	0	0	0.0	2	1	100.0
700,000 - 799,999	1	0	100.0	0	1	-100.0
800,000 - 899,999	0	0	0.0	1	0	0.0
900,000 - 999,999	0	0	0.0	0	0	0.0
1,000,000 - 1,249,999	0	0	0.0	0	0	0.0
1,250,000 - 1,499,999	0	0	0.0	0	0	0.0
1,500,000 +	0	0	0.0	0	1	-100.0
TOTALS	122	173	-29.5	490	754	-35.0

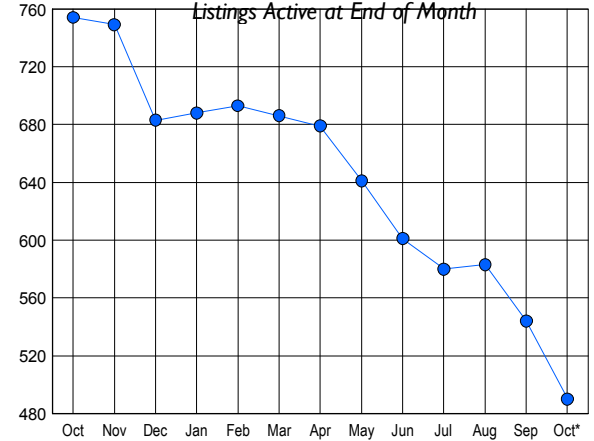
CONTRACTS

Price Range	New This Month			Year-To-Date		
	2011	2010	% Change	2011	2010	% Change
0 - 149,999	120	59	103.4	897	494	81.6
150,000 - 199,999	9	13	-30.8	72	118	-39.0
200,000 - 299,999	6	1	500.0	45	76	-40.8
300,000 - 399,999	0	0	0.0	2	6	-66.7
400,000 - 499,999	0	0	0.0	1	0	100.0
500,000 - 599,999	0	0	0.0	1	1	0.0
600,000 - 699,999	0	0	0.0	0	0	0.0
700,000 - 799,999	1	0	100.0	1	0	100.0
800,000 - 899,999	0	0	0.0	0	0	0.0
900,000 - 999,999	0	0	0.0	0	0	0.0
1,000,000 - 1,249,999	0	0	0.0	0	0	0.0
1,250,000 - 1,499,999	0	0	0.0	0	0	0.0
1,500,000 +	0	0	0.0	0	0	0.0
TOTALS	136	73	86.3	1019	695	46.6

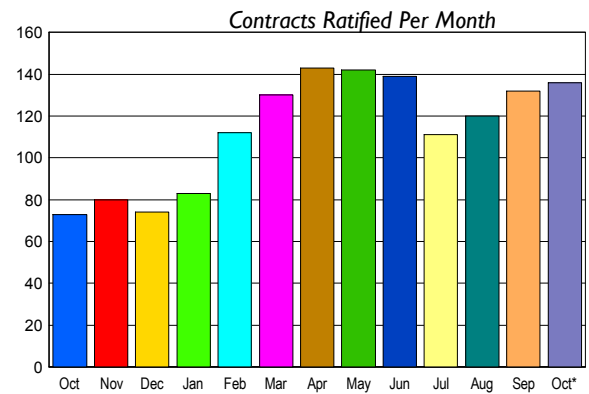
SETTLEMENTS

Price Range	New This Month			Year-To-Date		
	2011	2010	% Change	2011	2010	% Change
0 - 149,999	68	32	112.5	709	426	66.4
150,000 - 199,999	2	3	-33.3	66	103	-35.9
200,000 - 299,999	1	6	-83.3	30	74	-59.5
300,000 - 399,999	0	0	0.0	5	5	0.0
400,000 - 499,999	0	0	0.0	1	0	-100.0
500,000 - 599,999	0	0	0.0	1	1	0.0
600,000 - 699,999	0	0	0.0	0	0	0.0
700,000 - 799,999	0	0	0.0	0	0	0.0
800,000 - 899,999	0	0	0.0	0	0	0.0
900,000 - 999,999	0	0	0.0	0	0	0.0
1,000,000 - 1,249,999	0	0	0.0	0	0	0.0
1,250,000 - 1,499,999	0	0	0.0	0	0	0.0
1,500,000 +	0	0	0.0	0	0	0.0
TOTALS	71	41	73.2	812	609	33.3

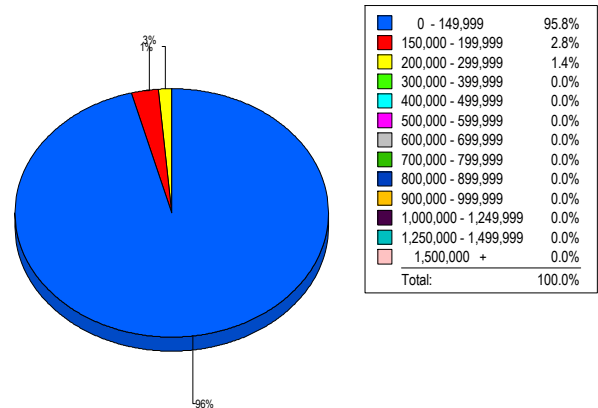
INVENTORY TREND



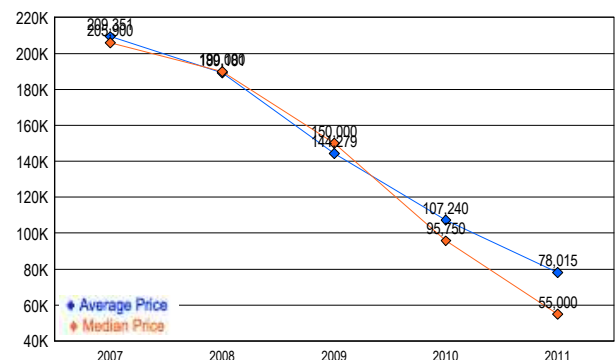
SALES TREND



MARKET BY PRICE RANGE



AVERAGE & MEDIAN PRICE



DATA SOURCE: Metropolitan Regional Information Systems, Inc. (MRIS)

NOTES: Properties not listed through this Multiple Listing Service are not reflected. The term "sales" represents ratified purchase contracts. Current year information is preliminary and subject to revision. Current year-to-date contract information may not equal the sum of the monthly contract totals reported in