

# PRINCE GEORGES COUNTY HOUSING REPORT

## Residential Market Report

### Condo/Co-ops

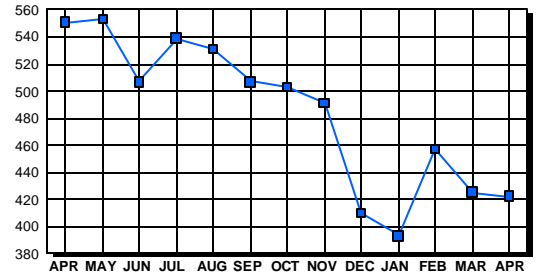
April 2001

#### LISTINGS

Price Range	New This Month			Total Active		
	2001	2000	% Change	2001	2000	% Change
0-49999	36	79	-54.4	108	155	-30.3
50000-99999	73	83	-12.0	235	281	-16.4
100000-149999	43	29	48.3	78	113	-31.0
150000-199999	1	2	-50.0	1	2	-50.0
200000-299999	0	0	0.0	0	0	0.0
300000-399999	0	0	0.0	0	0	0.0
400000-499999	0	0	0.0	0	0	0.0
500000 & Over	0	0	0.0	0	0	0.0
<b>Grand Total:</b>	<b>153</b>	<b>193</b>	<b>-20.7</b>	<b>422</b>	<b>551</b>	<b>-23.4</b>

#### INVENTORY TREND

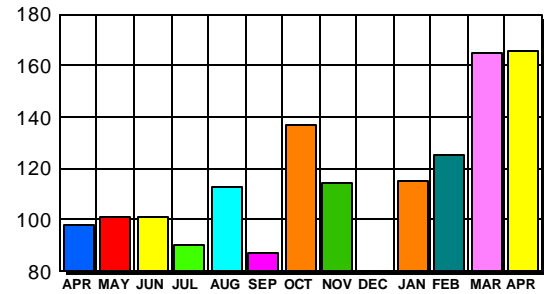
Listings Active At End Of Month



#### CONTRACTS

Price Range	New This Month			Year-To-Date		
	2001	2000	% Change	2001	2000	% Change
0-49999	51	44	15.9	169	107	57.9
50000-99999	71	38	86.8	280	153	83.0
100000-149999	42	18	133.3	120	62	93.5
150000-199999	2	0	200.0	2	0	200.0
200000-299999	0	0	0.0	0	1	0.0
300000-399999	0	0	0.0	0	0	0.0
400000-499999	0	0	0.0	0	0	0.0
500000 & Over	0	0	0.0	0	0	0.0
<b>Grand Total:</b>	<b>166</b>	<b>100</b>	<b>66.0</b>	<b>571</b>	<b>323</b>	<b>76.8</b>

#### SALES TREND



#### DATA SOURCE

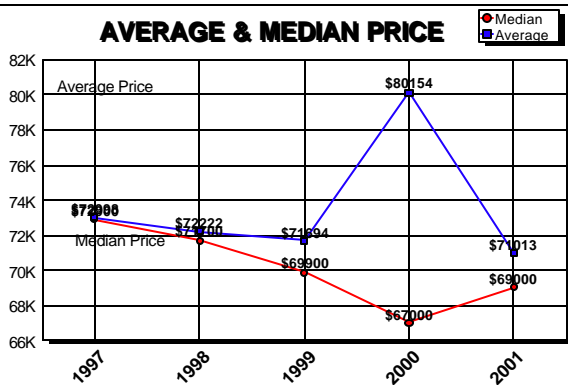
Metropolitan Regional Information System (MRIS)

NOTES: Properties not listed through this Multiple Listing Service are not reflected. The term "sales" represents ratified purchase contracts. Current year information is preliminary and subject to revision. Current year-to-date contract information may not equal the sum of the monthly contract totals reported in previous issues. Prices are not adjusted for inflation.

#### SETTLEMENTS

Price Range	New This Month			Year-To-Date		
	2001	2000	% Change	2001	2000	% Change
0-49999	19	22	-13.6	102	70	45.7
50000-99999	47	32	46.9	180	122	47.5
100000-149999	27	19	42.1	77	60	28.3
150000-199999	0	0	0.0	0	0	0.0
200000-299999	0	0	0.0	0	0	0.0
300000-399999	0	0	0.0	0	0	0.0
400000-499999	0	0	0.0	0	0	0.0
500000 & Over	0	0	0.0	0	0	0.0
<b>Grand Total:</b>	<b>93</b>	<b>73</b>	<b>27.4</b>	<b>359</b>	<b>252</b>	<b>42.5</b>

#### AVERAGE & MEDIAN PRICE



#### MARKET BY PRICE RANGE

