

# PRINCE GEORGES COUNTY HOUSING REPORT

## Residential Market Report

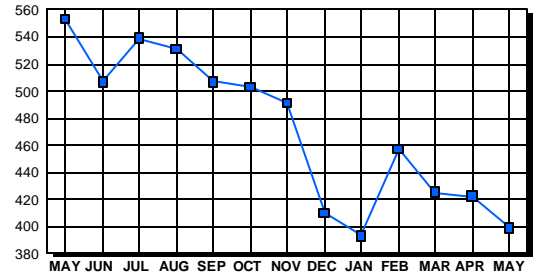
### Condo/Co-ops May 2001

#### LISTINGS

Price Range	New This Month			Total Active		
	2001	2000	% Change	2001	2000	% Change
0-49999	35	57	-38.6	104	154	-32.5
50000-99999	82	84	-2.4	206	276	-25.4
100000-149999	48	45	6.7	89	120	-25.8
150000-199999	2	1	100.0	0	3	-300.0
200000-299999	0	0	0.0	0	0	0.0
300000-399999	0	0	0.0	0	0	0.0
400000-499999	0	0	0.0	0	0	0.0
500000 & Over	0	0	0.0	0	0	0.0
<b>Grand Total:</b>	<b>167</b>	<b>187</b>	<b>-10.7</b>	<b>399</b>	<b>553</b>	<b>-27.8</b>

#### INVENTORY TREND

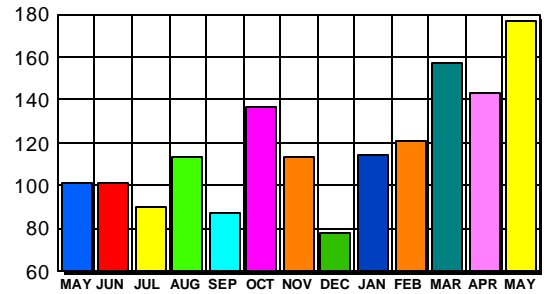
Listings Active At End Of Month



#### CONTRACTS

Price Range	New This Month			Year-To-Date		
	2001	2000	% Change	2001	2000	% Change
0-49999	41	43	-4.7	196	148	32.4
50000-99999	88	71	23.9	359	222	61.7
100000-149999	46	25	84.0	153	89	71.9
150000-199999	2	0	200.0	4	0	400.0
200000-299999	0	0	0.0	0	1	0.0
300000-399999	0	0	0.0	0	0	0.0
400000-499999	0	0	0.0	0	0	0.0
500000 & Over	0	0	0.0	0	0	0.0
<b>Grand Total:</b>	<b>177</b>	<b>139</b>	<b>27.3</b>	<b>712</b>	<b>460</b>	<b>54.8</b>

#### SALES TREND



#### DATA SOURCE

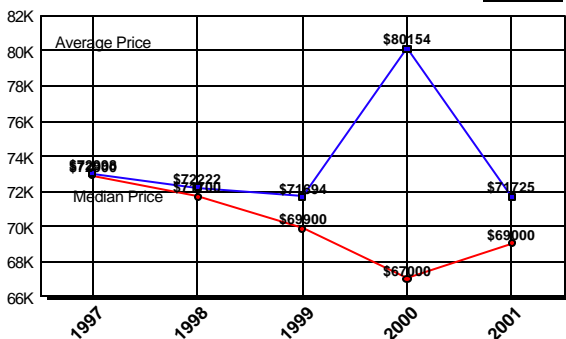
Metropolitan Regional Information System (MRIS)

NOTES: Properties not listed through this Multiple Listing Service are not reflected. The term "sales" represents ratified purchase contracts. Current year information is preliminary and subject to revision. Current year-to-date contract information may not equal the sum of the monthly contract totals reported in previous issues. Prices are not adjusted for inflation.

#### SETTLEMENTS

Price Range	New This Month			Year-To-Date		
	2001	2000	% Change	2001	2000	% Change
0-49999	31	28	10.7	134	99	35.4
50000-99999	56	34	64.7	241	159	51.6
100000-149999	23	18	27.8	105	79	32.9
150000-199999	1	0	100.0	1	0	100.0
200000-299999	1	0	100.0	1	0	100.0
300000-399999	0	0	0.0	0	0	0.0
400000-499999	0	0	0.0	0	0	0.0
500000 & Over	0	0	0.0	0	0	0.0
<b>Grand Total:</b>	<b>112</b>	<b>80</b>	<b>40.0</b>	<b>482</b>	<b>337</b>	<b>43.0</b>

#### AVERAGE & MEDIAN PRICE



#### MARKET BY PRICE RANGE

