

# PRINCE GEORGES COUNTY HOUSING REPORT

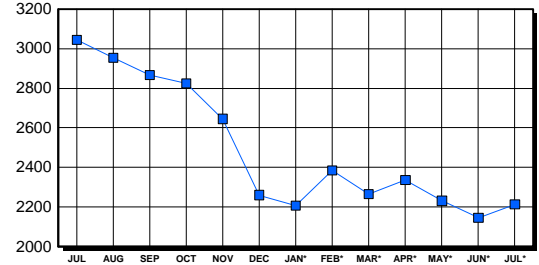
## Residential Market Report Single Family Homes July 2001

### LISTINGS

Price Range	New This Month			Total Active		
	2001	2000	% Change	2001	2000	% Change
0-149999	537	739	-27.3	1,245	1,825	-31.8
150000-299999	475	372	27.7	787	1,044	-24.6
300000-449999	41	25	64.0	131	125	4.8
450000-599999	0	6	-600.0	30	30	0.0
600000-749999	1	2	-50.0	4	4	0.0
750000-999999	3	0	0.0	9	12	100.0
1000000 & Over	1	0	0.0	7	3	100.0
<b>Grand Total:</b>	<b>1,058</b>	<b>1,144</b>	<b>-7.5</b>	<b>2,213</b>	<b>3,043</b>	<b>-27.3</b>

### INVENTORY TREND

Listings Active At End Of Month

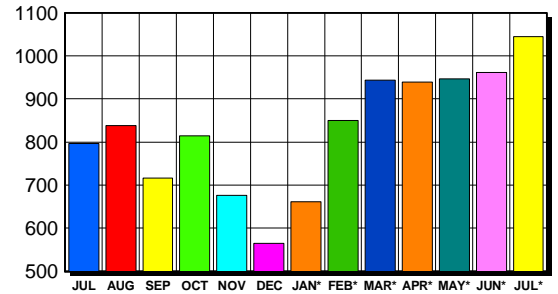


### CONTRACTS

Price Range	New This Month			Year-To-Date		
	2001	2000	% Change	2001	2000	% Change
0-149999	598	600	-0.3	3,596	3,504	2.6
150000-299999	424	304	39.5	2,592	1,938	33.7
300000-449999	16	11	45.5	134	79	69.6
450000-599999	5	3	66.7	22	17	29.4
600000-749999	1	0	100.0	3	1	200.0
750000-999999	1	0	100.0	1	1	0.0
1000000 & Over	0	0	0.0	1	2	-50.0
<b>Grand Total:</b>	<b>1,045</b>	<b>918</b>	<b>13.8</b>	<b>6,349</b>	<b>5,542</b>	<b>14.6</b>

### SALES TREND

Contracts Ratified Per Month



### SETTLEMENTS

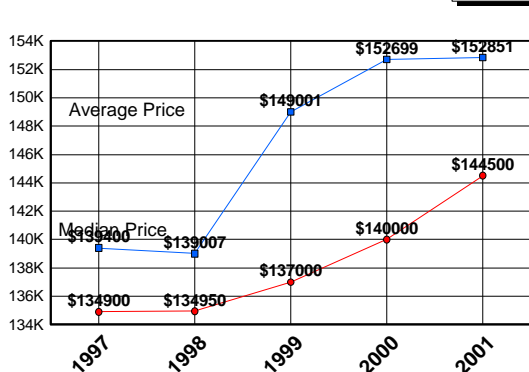
Price Range	New This Month			Year-To-Date		
	2001	2000	% Change	2001	2000	% Change
0-149999	400	424	-5.7	2,936	2,651	10.8
150000-299999	366	249	47.0	2,208	1,623	36.0
300000-449999	17	14	21.4	111	72	54.2
450000-599999	2	2	0.0	17	15	13.3
600000-749999	1	0	100.0	2	0	200.0
750000-999999	0	0	0.0	0	1	0.0
1000000 & Over	1	1	0.0	1	2	-50.0
<b>Grand Total:</b>	<b>787</b>	<b>690</b>	<b>14.1</b>	<b>5,275</b>	<b>4,364</b>	<b>20.9</b>

### DATA SOURCE

Metropolitan Regional Information System (MRIS)

NOTES: Properties not listed through this Multiple Listing Service are not reflected. The term "sales" represents ratified purchase contracts. Current year information is preliminary and subject to revision. Current year- to- date contract information may not equal the sum of the monthly contract totals reported in previous issues. Prices are not adjusted for inflation.

### AVERAGE & MEDIAN PRICE



### MARKET BY PRICE RANGE

