

# PRINCE GEORGES COUNTY HOUSING REPORT

## Residential Market Report

### Single Family Homes

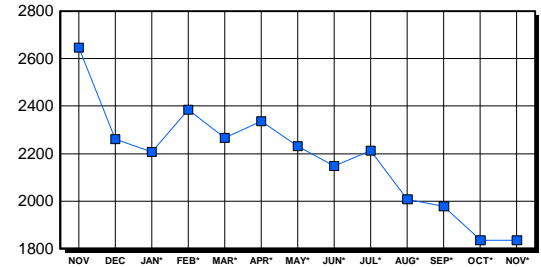
November 2001

#### LISTINGS

Price Range	New This Month			Total Active		
	2001	2000	% Change	2001	2000	% Change
0-149999	423	488	-13.3	1,001	1,571	-36.3
150000-299999	397	277	43.3	657	921	-28.7
300000-449999	39	21	85.7	127	108	17.6
450000-599999	5	2	150.0	27	27	0.0
600000-749999	2	1	100.0	12	5	140.0
750000-999999	1	0	0.0	5	9	100.0
1000000 & Over	1	0	0.0	6	4	100.0
<b>Grand Total:</b>	<b>868</b>	<b>789</b>	<b>10.0</b>	<b>1,835</b>	<b>2,645</b>	<b>-30.6</b>

#### INVENTORY TREND

Listings Active At End Of Month

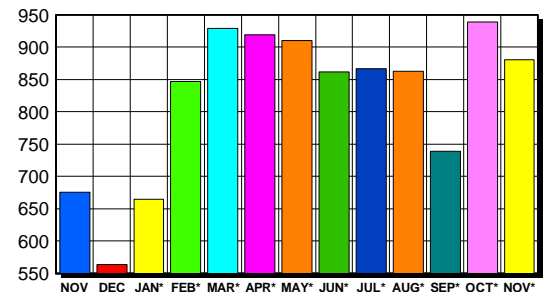


#### CONTRACTS

Price Range	New This Month			Year-To-Date		
	2001	2000	% Change	2001	2000	% Change
0-149999	466	599	-22.2	5,124	5,441	-5.8
150000-299999	399	232	72.0	4,052	2,991	35.5
300000-449999	15	15	0.0	207	145	42.8
450000-599999	1	2	-50.0	33	25	32.0
600000-749999	0	1	-100.0	3	1	200.0
750000-999999	0	0	0.0	1	2	-50.0
1000000 & Over	0	0	0.0	1	3	-66.7
<b>Grand Total:</b>	<b>881</b>	<b>849</b>	<b>3.8</b>	<b>9,421</b>	<b>8,608</b>	<b>9.4</b>

#### SALES TREND

Contracts Ratified Per Month



#### SETTLEMENTS

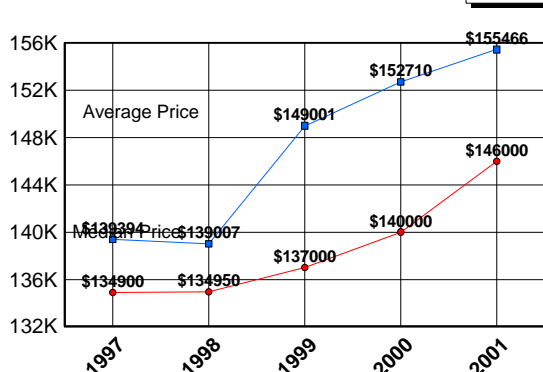
Price Range	New This Month			Year-To-Date		
	2001	2000	% Change	2001	2000	% Change
0-149999	296	361	-18.0	4,522	4,487	0.8
150000-299999	324	190	70.5	3,759	2,746	36.9
300000-449999	23	8	187.5	194	119	63.0
450000-599999	2	2	0.0	29	22	31.8
600000-749999	0	0	0.0	2	0	200.0
750000-999999	0	0	0.0	0	1	0.0
1000000 & Over	0	0	0.0	2	2	0.0
<b>Grand Total:</b>	<b>645</b>	<b>561</b>	<b>15.0</b>	<b>8,508</b>	<b>7,377</b>	<b>15.3</b>

#### DATA SOURCE

Metropolitan Regional Information System (MRIS)

NOTES: Properties not listed through this Multiple Listing Service are not reflected. The term "sales" represents ratified purchase contracts. Current year information is preliminary and subject to revision. Current year- to- date contract information may not equal the sum of the monthly contract totals reported in previous issues. Prices are not adjusted for inflation.

#### AVERAGE & MEDIAN PRICE



#### MARKET BY PRICE RANGE

