

PRINCE GEORGES COUNTY HOUSING REPORT

Residential Market Report

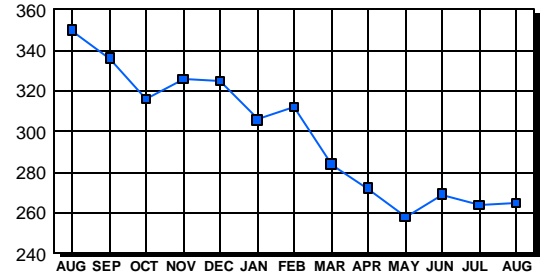
Condo/Co-ops August 2002

LISTINGS

Price Range	New This Month			Total Active		
	2002	2001	% Change	2002	2001	% Change
0-49999	14	45	-68.9	44	82	-46.3
50000-99999	101	88	14.8	149	192	-22.4
100000-149999	49	47	4.3	59	73	-19.2
150000-199999	13	3	333.3	7	3	133.3
200000-299999	1	0	100.0	4	0	400.0
300000-399999	0	0	0.0	1	0	100.0
400000-499999	0	0	0.0	0	0	0.0
500000 & Over	0	0	0.0	1	0	100.0
Grand Total:	178	183	-2.7	265	350	-24.3

INVENTORY TREND

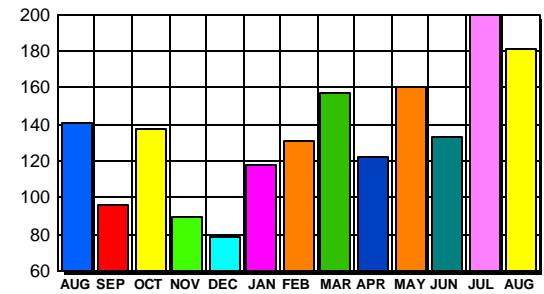
Listings Active At End Of Month



CONTRACTS

Price Range	New This Month			Year-To-Date		
	2002	2001	% Change	2002	2001	% Change
0-49999	16	54	-70.4	171	273	-37.4
50000-99999	107	98	9.2	659	575	14.6
100000-149999	46	52	-11.5	323	262	23.3
150000-199999	12	1	1,100.0	49	6	716.7
200000-299999	0	0	0.0	0	1	0.0
300000-399999	0	0	0.0	0	0	0.0
400000-499999	0	0	0.0	0	0	0.0
500000 & Over	0	0	0.0	0	0	0.0
Grand Total:	181	205	-11.7	1,202	1,117	7.6

SALES TREND



DATA SOURCE

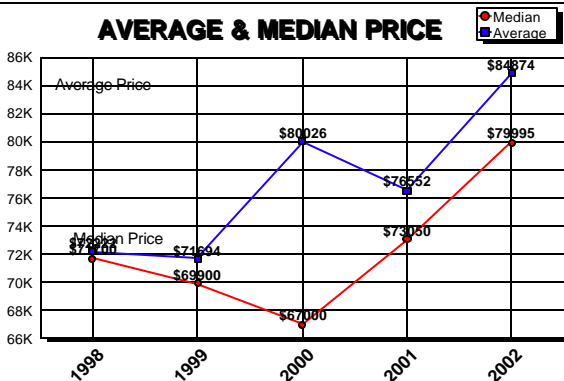
Metropolitan Regional Information System (MRIS)

NOTES: Properties not listed through this Multiple Listing Service are not reflected. The term "sales" represents ratified purchase contracts. Current year information is preliminary and subject to revision. Current year- to- date contract information may not equal the sum of the monthly contract totals reported in previous issues. Prices are not adjusted for inflation.

SETTLEMENTS

Price Range	New This Month			Year-To-Date		
	2002	2001	% Change	2002	2001	% Change
0-49999	16	26	-38.5	156	220	-29.1
50000-99999	72	59	22.0	562	460	22.2
100000-149999	45	23	95.7	279	185	50.8
150000-199999	7	1	600.0	35	4	775.0
200000-299999	0	1	-100.0	0	2	0.0
300000-399999	0	0	0.0	0	0	0.0
400000-499999	0	0	0.0	0	0	0.0
500000 & Over	0	0	0.0	1	0	100.0
Grand Total:	140	110	27.3	1,033	871	18.6

AVERAGE & MEDIAN PRICE



MARKET BY PRICE RANGE

