

PRINCE GEORGES COUNTY HOUSING REPORT

Residential Market Report

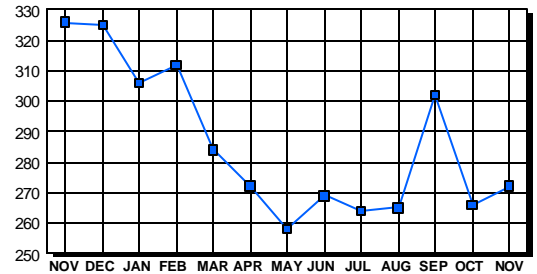
Condo/Co-ops
November 2002

LISTINGS

Price Range	New This Month			Total Active		
	2002	2001	% Change	2002	2001	% Change
0-49999	12	16	-25.0	49	70	-30.0
50000-99999	82	52	57.7	157	200	-21.5
100000-149999	43	21	104.8	49	54	-9.3
150000-199999	14	2	600.0	9	2	350.0
200000-299999	0	0	0.0	7	0	700.0
300000-399999	0	0	0.0	0	0	0.0
400000-499999	0	0	0.0	0	0	0.0
500000 & Over	0	0	0.0	1	0	100.0
Grand Total:	151	91	65.9	272	326	-16.6

INVENTORY TREND

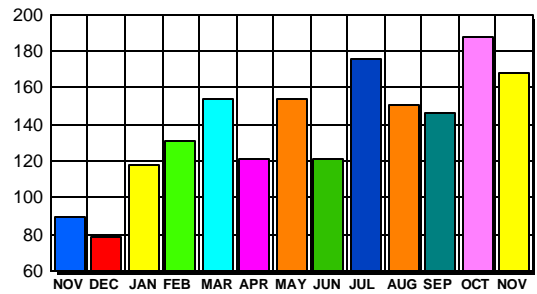
Listings Active At End Of Month



CONTRACTS

Price Range	New This Month			Year-To-Date		
	2002	2001	% Change	2002	2001	% Change
0-49999	15	27	-44.4	213	311	-31.5
50000-99999	85	57	49.1	874	721	21.2
100000-149999	55	30	83.3	465	347	34.0
150000-199999	13	1	1,200.0	76	8	850.0
200000-299999	0	0	0.0	0	1	0.0
300000-399999	0	0	0.0	0	0	0.0
400000-499999	0	0	0.0	0	0	0.0
500000 & Over	0	0	0.0	0	0	0.0
Grand Total:	168	115	46.1	1,628	1,388	17.3

SALES TREND



DATA SOURCE

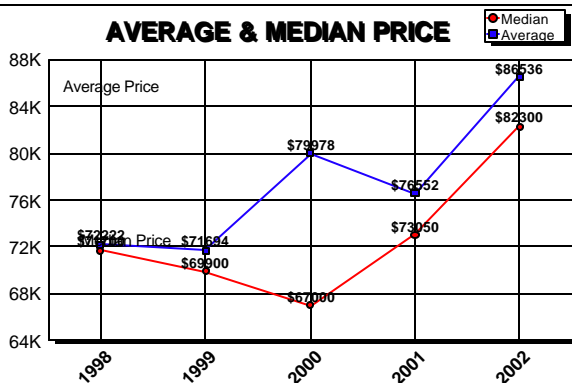
Metropolitan Regional Information System (MRIS)

NOTES: Properties not listed through this Multiple Listing Service are not reflected. The term "sales" represents ratified purchase contracts. Current year information is preliminary and subject to revision. Current year-to-date contract information may not equal the sum of the monthly contract totals reported in previous issues. Prices are not adjusted for inflation.

SETTLEMENTS

Price Range	New This Month			Year-To-Date		
	2002	2001	% Change	2002	2001	% Change
0-49999	9	9	0.0	197	281	-29.9
50000-99999	57	45	26.7	801	644	24.4
100000-149999	37	31	19.4	407	298	36.6
150000-199999	6	1	500.0	58	6	866.7
200000-299999	0	0	0.0	0	2	0.0
300000-399999	0	0	0.0	0	0	0.0
400000-499999	0	0	0.0	0	0	0.0
500000 & Over	0	0	0.0	1	0	100.0
Grand Total:	109	86	26.7	1,464	1,231	18.9

AVERAGE & MEDIAN PRICE



MARKET BY PRICE RANGE

