

# PRINCE GEORGES COUNTY HOUSING REPORT

## Residential Market Report

### Single Family Homes

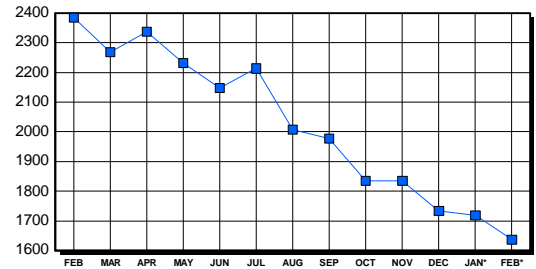
February 2002

#### LISTINGS

Price Range	New This Month			Total Active		
	2002	2001	% Change	2002	2001	% Change
0-149999	365	573	-36.3	818	1,415	-42.2
150000-299999	456	411	10.9	611	807	-24.3
300000-449999	49	37	32.4	149	115	29.6
450000-599999	8	5	60.0	39	28	39.3
600000-749999	0	0	0.0	7	7	0.0
750000-999999	1	1	0.0	8	8	0.0
1000000 & Over	2	1	100.0	6	4	50.0
<b>Grand Total:</b>	<b>881</b>	<b>1,028</b>	<b>-14.3</b>	<b>1,638</b>	<b>2,384</b>	<b>-31.3</b>

#### INVENTORY TREND

Listings Active At End Of Month

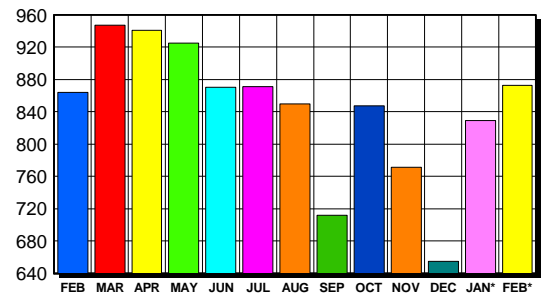


#### CONTRACTS

Price Range	New This Month			Year-To-Date		
	2002	2001	% Change	2002	2001	% Change
0-149999	437	628	-30.4	877	1,010	-13.2
150000-299999	411	336	22.3	777	541	43.6
300000-449999	22	19	15.8	44	31	41.9
450000-599999	2	4	-50.0	2	6	-66.7
600000-749999	0	0	0.0	0	0	0.0
750000-999999	1	0	100.0	2	0	200.0
1000000 & Over	0	1	-100.0	0	1	0.0
<b>Grand Total:</b>	<b>873</b>	<b>988</b>	<b>-11.6</b>	<b>1,702</b>	<b>1,589</b>	<b>7.1</b>

#### SALES TREND

Contracts Ratified Per Month



#### SETTLEMENTS

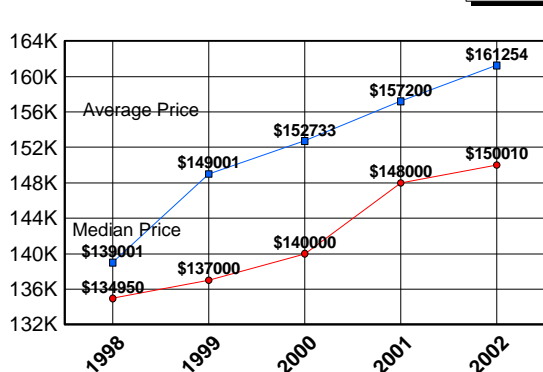
Price Range	New This Month			Year-To-Date		
	2002	2001	% Change	2002	2001	% Change
0-149999	265	287	-7.7	592	466	27.0
150000-299999	263	155	69.7	591	256	130.9
300000-449999	13	6	116.7	30	11	172.7
450000-599999	2	1	100.0	5	1	400.0
600000-749999	0	0	0.0	0	0	0.0
750000-999999	1	0	100.0	1	0	100.0
1000000 & Over	0	0	0.0	0	0	0.0
<b>Grand Total:</b>	<b>544</b>	<b>449</b>	<b>21.2</b>	<b>1,219</b>	<b>734</b>	<b>66.1</b>

#### DATA SOURCE

Metropolitan Regional Information System (MRIS)

NOTES: Properties not listed through this Multiple Listing Service are not reflected. The term "sales" represents ratified purchase contracts. Current year information is preliminary and subject to revision. Current year- to- date contract information may not equal the sum of the monthly contract totals reported in previous issues. Prices are not adjusted for inflation.

#### AVERAGE & MEDIAN PRICE



#### MARKET BY PRICE RANGE

