

# PRINCE GEORGES COUNTY HOUSING REPORT

## Residential Market Report

### Single Family Homes

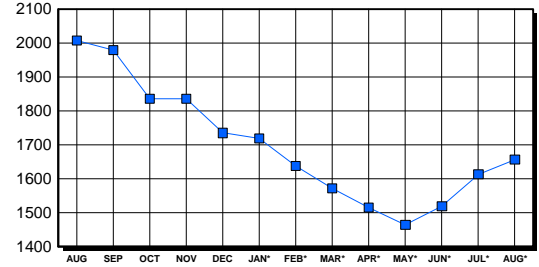
August 2002

#### LISTINGS

Price Range	New This Month			Total Active		
	2002	2001	% Change	2002	2001	% Change
0-149999	393	534	-26.4	654	1,098	-40.4
150000-299999	727	445	63.4	734	722	1.7
300000-449999	84	35	140.0	186	135	37.8
450000-599999	18	11	63.6	49	32	53.1
600000-749999	2	1	100.0	12	4	200.0
750000-999999	3	0	0.0	15	10	100.0
1000000 & Over	1	0	0.0	6	6	100.0
<b>Grand Total:</b>	<b>1,228</b>	<b>1,026</b>	<b>19.7</b>	<b>1,656</b>	<b>2,007</b>	<b>-17.5</b>

#### INVENTORY TREND

Listings Active At End Of Month

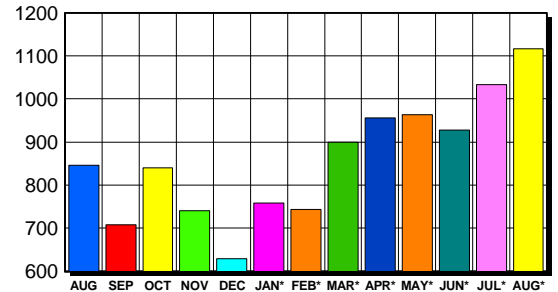


#### CONTRACTS

Price Range	New This Month			Year-To-Date		
	2002	2001	% Change	2002	2001	% Change
0-149999	419	622	-32.6	3,034	4,099	-26.0
150000-299999	632	420	50.5	4,015	2,983	34.6
300000-449999	55	12	358.3	308	149	106.7
450000-599999	10	3	233.3	32	24	33.3
600000-749999	1	0	100.0	5	3	66.7
750000-999999	0	0	0.0	5	1	400.0
1000000 & Over	0	0	0.0	0	1	0.0
<b>Grand Total:</b>	<b>1,117</b>	<b>1,057</b>	<b>5.7</b>	<b>7,399</b>	<b>7,260</b>	<b>1.9</b>

#### SALES TREND

Contracts Ratified Per Month



#### SETTLEMENTS

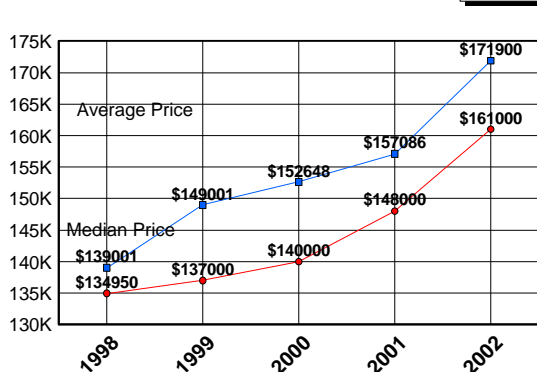
Price Range	New This Month			Year-To-Date		
	2002	2001	% Change	2002	2001	% Change
0-149999	232	346	-32.9	2,692	3,352	-19.7
150000-299999	497	342	45.3	3,632	2,535	43.3
300000-449999	38	15	153.3	270	133	103.0
450000-599999	7	1	600.0	30	17	76.5
600000-749999	0	1	-100.0	2	3	-33.3
750000-999999	0	0	0.0	3	0	300.0
1000000 & Over	0	1	-100.0	0	1	0.0
<b>Grand Total:</b>	<b>774</b>	<b>706</b>	<b>9.6</b>	<b>6,629</b>	<b>6,041</b>	<b>9.7</b>

#### DATA SOURCE

Metropolitan Regional Information System (MRIS)

NOTES: Properties not listed through this Multiple Listing Service are not reflected. The term "sales" represents ratified purchase contracts. Current year information is preliminary and subject to revision. Current year- to- date contract information may not equal the sum of the monthly contract totals reported in previous issues. Prices are not adjusted for inflation.

#### AVERAGE & MEDIAN PRICE



#### MARKET BY PRICE RANGE

