

# PRINCE GEORGES COUNTY HOUSING REPORT

## Residential Market Report

### Single Family Homes

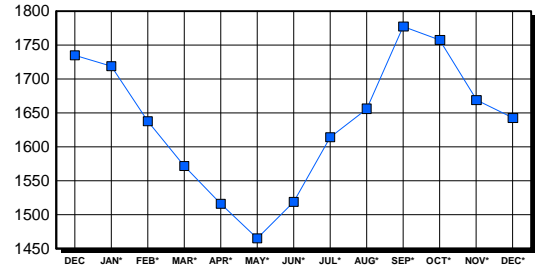
December 2002

#### LISTINGS

Price Range	New This Month			Total Active		
	2002	2001	% Change	2002	2001	% Change
0-149999	229	285	-19.6	665	950	-30.0
150000-299999	407	307	32.6	726	622	16.7
300000-449999	59	27	118.5	179	112	59.8
450000-599999	6	2	200.0	44	30	46.7
600000-749999	1	1	0.0	15	9	66.7
750000-999999	2	2	0.0	9	7	28.6
1000000 & Over	0	1	-100.0	4	5	0.0
<b>Grand Total:</b>	<b>704</b>	<b>625</b>	<b>12.6</b>	<b>1,642</b>	<b>1,735</b>	<b>-5.4</b>

#### INVENTORY TREND

Listings Active At End Of Month

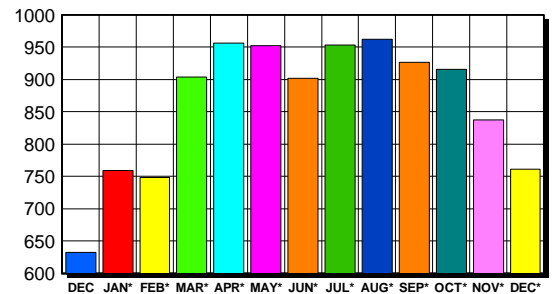


#### CONTRACTS

Price Range	New This Month			Year-To-Date		
	2002	2001	% Change	2002	2001	% Change
0-149999	276	413	-33.2	4,005	5,372	-25.4
150000-299999	449	296	51.7	6,014	4,311	39.5
300000-449999	30	21	42.9	492	229	114.8
450000-599999	6	3	100.0	52	33	57.6
600000-749999	0	0	0.0	6	3	100.0
750000-999999	0	0	0.0	8	1	700.0
1000000 & Over	0	0	0.0	0	1	0.0
<b>Grand Total:</b>	<b>761</b>	<b>733</b>	<b>3.8</b>	<b>10,577</b>	<b>9,950</b>	<b>6.3</b>

#### SALES TREND

Contracts Ratified Per Month



#### SETTLEMENTS

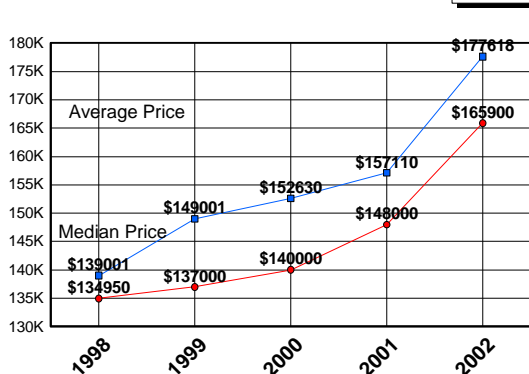
Price Range	New This Month			Year-To-Date		
	2002	2001	% Change	2002	2001	% Change
0-149999	208	309	-32.7	3,770	4,878	-22.7
150000-299999	487	347	40.3	5,880	4,037	45.7
300000-449999	50	19	163.2	499	219	127.9
450000-599999	5	4	25.0	48	31	54.8
600000-749999	0	0	0.0	4	3	33.3
750000-999999	0	0	0.0	5	0	500.0
1000000 & Over	0	0	0.0	0	1	0.0
<b>Grand Total:</b>	<b>750</b>	<b>679</b>	<b>10.5</b>	<b>10,206</b>	<b>9,169</b>	<b>11.3</b>

#### DATA SOURCE

Metropolitan Regional Information System (MRIS)

NOTES: Properties not listed through this Multiple Listing Service are not reflected. The term "sales" represents ratified purchase contracts. Current year information is preliminary and subject to revision. Current year- to- date contract information may not equal the sum of the monthly contract totals reported in previous issues. Prices are not adjusted for inflation.

#### AVERAGE & MEDIAN PRICE



#### MARKET BY PRICE RANGE

