

# PRINCE GEORGES COUNTY HOUSING REPORT

## Residential Market Report

### Condo/Co-ops

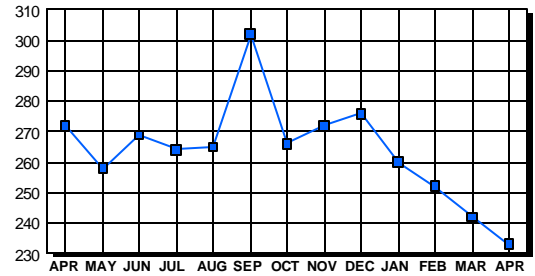
#### April 2003

### LISTINGS

Price Range	New This Month			Total Active		
	2003	2002	% Change	2003	2002	% Change
0-49999	15	13	15.4	35	45	-22.2
50000-99999	95	101	-5.9	100	172	-41.9
100000-149999	71	46	54.3	45	47	-4.3
150000-199999	21	4	425.0	23	5	360.0
200000-299999	1	0	100.0	28	2	1,300.0
300000-399999	0	0	0.0	1	0	100.0
400000-499999	0	0	0.0	0	0	0.0
500000 & Over	0	0	0.0	1	1	0.0
<b>Grand Total:</b>	<b>203</b>	<b>164</b>	<b>23.8</b>	<b>233</b>	<b>272</b>	<b>-14.3</b>

### INVENTORY TREND

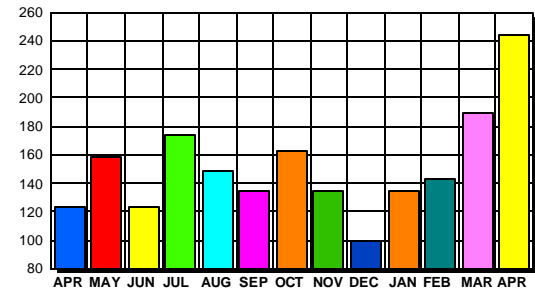
Listings Active At End Of Month



### CONTRACTS

Price Range	New This Month			Year-To-Date		
	2003	2002	% Change	2003	2002	% Change
0-49999	16	25	-36.0	63	112	-43.8
50000-99999	111	86	29.1	347	322	7.8
100000-149999	102	47	117.0	247	154	60.4
150000-199999	14	4	250.0	51	14	264.3
200000-299999	1	0	100.0	2	0	200.0
300000-399999	0	0	0.0	0	0	0.0
400000-499999	0	0	0.0	0	0	0.0
500000 & Over	0	0	0.0	0	0	0.0
<b>Grand Total:</b>	<b>244</b>	<b>162</b>	<b>50.6</b>	<b>710</b>	<b>602</b>	<b>17.9</b>

### SALES TREND



### DATA SOURCE

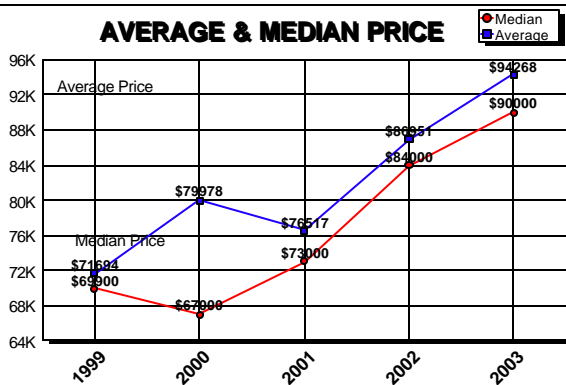
Metropolitan Regional Information System (MRIS)

NOTES: Properties not listed through this Multiple Listing Service are not reflected. The term "sales" represents ratified purchase contracts. Current year information is preliminary and subject to revision. Current year- to- date contract information may not equal the sum of the monthly contract totals reported in previous issues. Prices are not adjusted for inflation.

### SETTLEMENTS

Price Range	New This Month			Year-To-Date		
	2003	2002	% Change	2003	2002	% Change
0-49999	12	24	-50.0	49	88	-44.3
50000-99999	59	63	-6.3	252	246	2.4
100000-149999	53	32	65.6	170	107	58.9
150000-199999	12	3	300.0	38	10	280.0
200000-299999	0	0	0.0	1	0	100.0
300000-399999	0	0	0.0	0	0	0.0
400000-499999	0	0	0.0	0	0	0.0
500000 & Over	0	0	0.0	0	0	0.0
<b>Grand Total:</b>	<b>136</b>	<b>122</b>	<b>11.5</b>	<b>510</b>	<b>451</b>	<b>13.1</b>

### AVERAGE & MEDIAN PRICE



### MARKET BY PRICE RANGE

