

# PRINCE GEORGES COUNTY HOUSING REPORT

## Residential Market Report

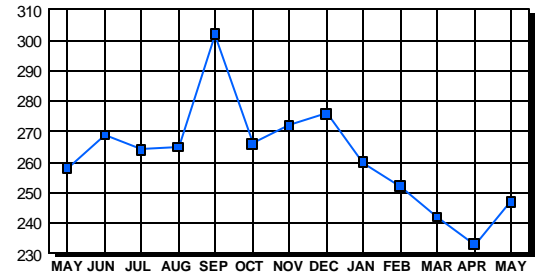
### Condo/Co-ops May 2003

#### LISTINGS

Price Range	New This Month			Total Active		
	2003	2002	% Change	2003	2002	% Change
0-49999	10	17	-41.2	29	45	-35.6
50000-99999	96	95	1.1	123	165	-25.5
100000-149999	48	46	4.3	43	39	10.3
150000-199999	31	10	210.0	22	6	266.7
200000-299999	2	0	200.0	28	2	1,300.0
300000-399999	0	0	0.0	1	0	100.0
400000-499999	0	0	0.0	0	0	0.0
500000 & Over	0	0	0.0	1	1	0.0
<b>Grand Total:</b>	<b>187</b>	<b>168</b>	<b>11.3</b>	<b>247</b>	<b>258</b>	<b>-4.3</b>

#### INVENTORY TREND

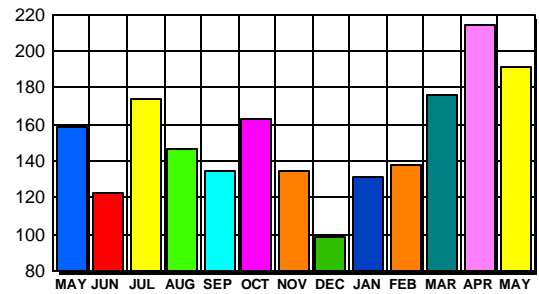
Listings Active At End Of Month



#### CONTRACTS

Price Range	New This Month			Year-To-Date		
	2003	2002	% Change	2003	2002	% Change
0-49999	17	22	-22.7	74	127	-41.7
50000-99999	85	117	-27.4	402	419	-4.1
100000-149999	61	52	17.3	290	203	42.9
150000-199999	27	7	285.7	81	20	305.0
200000-299999	1	0	100.0	3	0	300.0
300000-399999	0	0	0.0	0	0	0.0
400000-499999	0	0	0.0	0	0	0.0
500000 & Over	0	0	0.0	0	0	0.0
<b>Grand Total:</b>	<b>191</b>	<b>198</b>	<b>-3.5</b>	<b>850</b>	<b>769</b>	<b>10.5</b>

#### SALES TREND



#### DATA SOURCE

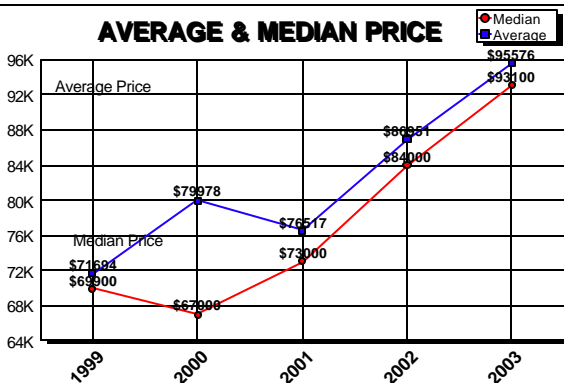
Metropolitan Regional Information System (MRIS)

NOTES: Properties not listed through this Multiple Listing Service are not reflected. The term "sales" represents ratified purchase contracts. Current year information is preliminary and subject to revision. Current year- to- date contract information may not equal the sum of the monthly contract totals reported in previous issues. Prices are not adjusted for inflation.

#### SETTLEMENTS

Price Range	New This Month			Year-To-Date		
	2003	2002	% Change	2003	2002	% Change
0-49999	8	18	-55.6	59	109	-45.9
50000-99999	54	60	-10.0	319	319	0.0
100000-149999	64	32	100.0	235	144	63.2
150000-199999	11	2	450.0	49	12	308.3
200000-299999	1	0	100.0	2	0	200.0
300000-399999	0	0	0.0	0	0	0.0
400000-499999	0	0	0.0	0	0	0.0
500000 & Over	0	0	0.0	0	0	0.0
<b>Grand Total:</b>	<b>138</b>	<b>112</b>	<b>23.2</b>	<b>664</b>	<b>584</b>	<b>13.7</b>

#### AVERAGE & MEDIAN PRICE



#### MARKET BY PRICE RANGE

