

# PRINCE GEORGES COUNTY HOUSING REPORT

## Residential Market Report

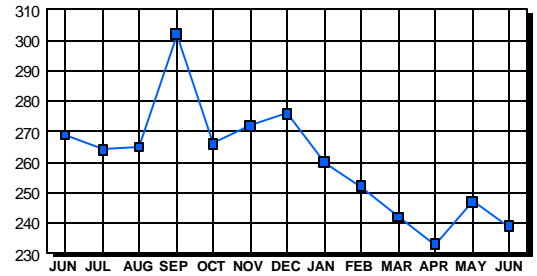
### Condo/Co-ops June 2003

#### LISTINGS

Price Range	New This Month			Total Active		
	2003	2002	% Change	2003	2002	% Change
0-49999	14	23	-39.1	31	52	-40.4
50000-99999	79	88	-10.2	123	155	-20.6
100000-149999	66	50	32.0	45	50	-10.0
150000-199999	20	7	185.7	11	9	22.2
200000-299999	0	0	0.0	27	2	1,250.0
300000-399999	0	0	0.0	1	0	100.0
400000-499999	0	0	0.0	0	0	0.0
500000 & Over	0	0	0.0	1	1	0.0
<b>Grand Total:</b>	<b>179</b>	<b>168</b>	<b>6.5</b>	<b>239</b>	<b>269</b>	<b>-11.2</b>

#### INVENTORY TREND

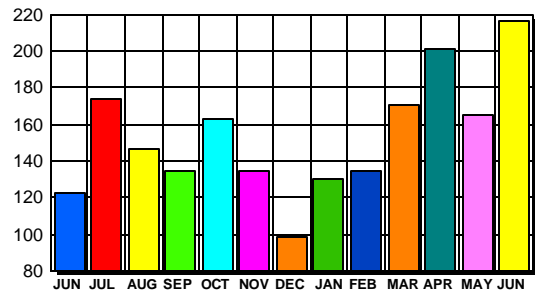
Listings Active At End Of Month



#### CONTRACTS

Price Range	New This Month			Year-To-Date		
	2003	2002	% Change	2003	2002	% Change
0-49999	15	14	7.1	86	140	-38.6
50000-99999	96	89	7.9	475	488	-2.7
100000-149999	76	52	46.2	349	238	46.6
150000-199999	28	4	600.0	104	25	316.0
200000-299999	1	0	100.0	3	0	300.0
300000-399999	0	0	0.0	0	0	0.0
400000-499999	0	0	0.0	0	0	0.0
500000 & Over	0	0	0.0	0	0	0.0
<b>Grand Total:</b>	<b>216</b>	<b>159</b>	<b>35.8</b>	<b>1,017</b>	<b>891</b>	<b>14.1</b>

#### SALES TREND



#### DATA SOURCE

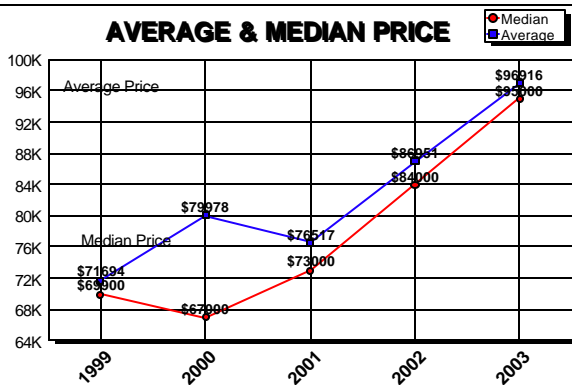
Metropolitan Regional Information System  
(MRIS)

NOTES: Properties not listed through this Multiple Listing Service are not reflected. The term "sales" represents ratified purchase contracts. Current year information is preliminary and subject to revision. Current year- to- date contract information may not equal the sum of the monthly contract totals reported in previous issues. Prices are not adjusted for inflation.

#### SETTLEMENTS

Price Range	New This Month			Year-To-Date		
	2003	2002	% Change	2003	2002	% Change
0-49999	13	12	8.3	72	123	-41.5
50000-99999	49	67	-26.9	373	400	-6.8
100000-149999	57	31	83.9	294	180	63.3
150000-199999	20	4	400.0	69	17	305.9
200000-299999	0	0	0.0	2	0	200.0
300000-399999	0	0	0.0	0	0	0.0
400000-499999	0	0	0.0	0	0	0.0
500000 & Over	0	0	0.0	0	0	0.0
<b>Grand Total:</b>	<b>139</b>	<b>114</b>	<b>21.9</b>	<b>810</b>	<b>720</b>	<b>12.5</b>

#### AVERAGE & MEDIAN PRICE



#### MARKET BY PRICE RANGE

