

# PRINCE GEORGES COUNTY HOUSING REPORT

## Residential Market Report

### Single Family Homes

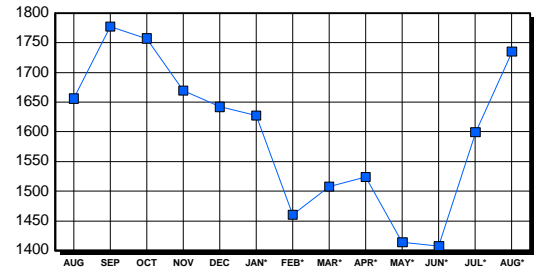
August 2003

#### LISTINGS

Price Range	New This Month			Total Active		
	2003	2002	% Change	2003	2002	% Change
0-149999	237	404	-41.3	537	654	-17.9
150000-299999	937	741	26.5	855	734	16.5
300000-449999	165	86	91.9	209	186	12.4
450000-599999	39	18	116.7	81	49	65.3
600000-749999	9	2	350.0	29	12	141.7
750000-999999	7	3	133.3	15	15	0.0
1000000 & Over	6	1	500.0	9	6	50.0
<b>Grand Total:</b>	<b>1,400</b>	<b>1,255</b>	<b>11.6</b>	<b>1,735</b>	<b>1,656</b>	<b>4.8</b>

#### INVENTORY TREND

Listings Active At End Of Month

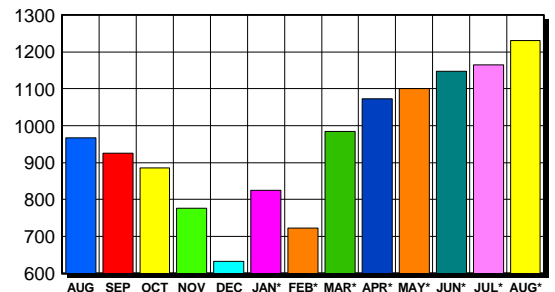


#### CONTRACTS

Price Range	New This Month			Year-To-Date		
	2003	2002	% Change	2003	2002	% Change
0-149999	237	419	-43.4	1,941	3,034	-36.0
150000-299999	850	632	34.5	5,445	4,015	35.6
300000-449999	126	55	129.1	734	308	138.3
450000-599999	15	10	50.0	103	32	221.9
600000-749999	1	1	0.0	13	5	160.0
750000-999999	1	0	100.0	6	5	20.0
1000000 & Over	0	0	0.0	5	0	500.0
<b>Grand Total:</b>	<b>1,230</b>	<b>1,117</b>	<b>10.1</b>	<b>8,247</b>	<b>7,399</b>	<b>11.5</b>

#### SALES TREND

Contracts Ratified Per Month



#### SETTLEMENTS

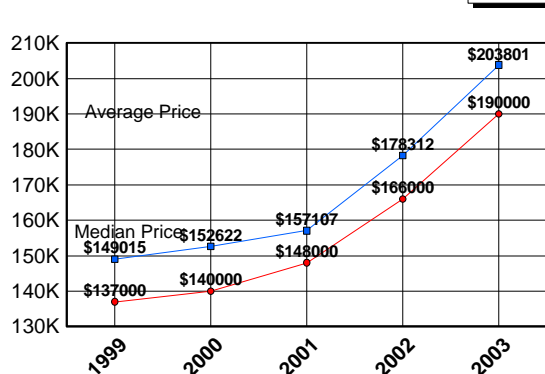
Price Range	New This Month			Year-To-Date		
	2003	2002	% Change	2003	2002	% Change
0-149999	146	232	-37.1	1,654	2,692	-38.6
150000-299999	646	487	32.6	4,764	3,539	34.6
300000-449999	103	37	178.4	619	254	143.7
450000-599999	14	7	100.0	69	27	155.6
600000-749999	5	0	500.0	14	2	600.0
750000-999999	0	0	0.0	4	4	0.0
1000000 & Over	1	0	100.0	3	0	300.0
<b>Grand Total:</b>	<b>915</b>	<b>763</b>	<b>19.9</b>	<b>7,127</b>	<b>6,518</b>	<b>9.3</b>

#### DATA SOURCE

Metropolitan Regional Information System (MRIS)

NOTES: Properties not listed through this Multiple Listing Service are not reflected. The term "sales" represents ratified purchase contracts. Current year information is preliminary and subject to revision. Current year- to- date contract information may not equal the sum of the monthly contract totals reported in previous issues. Prices are not adjusted for inflation.

#### AVERAGE & MEDIAN PRICE



#### MARKET BY PRICE RANGE

