

# PRINCE GEORGES COUNTY HOUSING REPORT

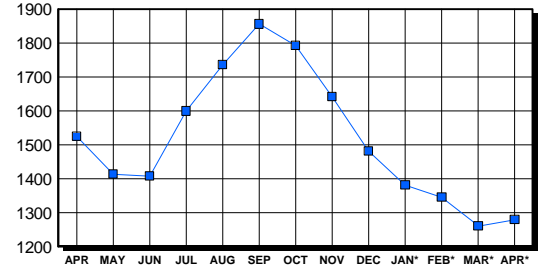
## Residential Market Report Single Family Homes April 2004

### LISTINGS

Price Range	New This Month			Total Active		
	2004	2003	% Change	2004	2003	% Change
0-149999	154	284	-45.8	340	536	-36.6
150000-299999	927	837	10.8	576	698	-17.5
300000-449999	246	116	112.1	206	174	18.4
450000-599999	57	29	96.6	93	77	20.8
600000-749999	9	8	12.5	30	23	30.4
750000-999999	7	5	40.0	19	10	90.0
1000000 & Over	3	0	0.0	15	6	100.0
<b>Grand Total:</b>	<b>1,403</b>	<b>1,279</b>	<b>9.7</b>	<b>1,279</b>	<b>1,524</b>	<b>-16.1</b>

### INVENTORY TREND

Listings Active At End Of Month

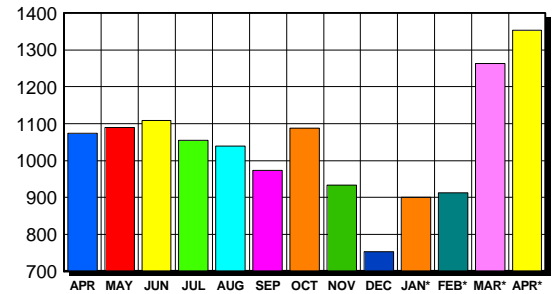


### CONTRACTS

Price Range	New This Month			Year-To-Date		
	2004	2003	% Change	2004	2003	% Change
0-149999	197	347	-43.2	711	1,120	-36.5
150000-299999	895	827	8.2	2,983	2,481	20.2
300000-449999	210	104	101.9	587	297	97.6
450000-599999	46	13	253.8	118	41	187.8
600000-749999	3	4	-25.0	18	6	200.0
750000-999999	2	0	200.0	10	5	100.0
1000000 & Over	0	1	-100.0	2	2	0.0
<b>Grand Total:</b>	<b>1,353</b>	<b>1,296</b>	<b>4.4</b>	<b>4,429</b>	<b>3,952</b>	<b>12.1</b>

### SALES TREND

Contracts Ratified Per Month



### SETTLEMENTS

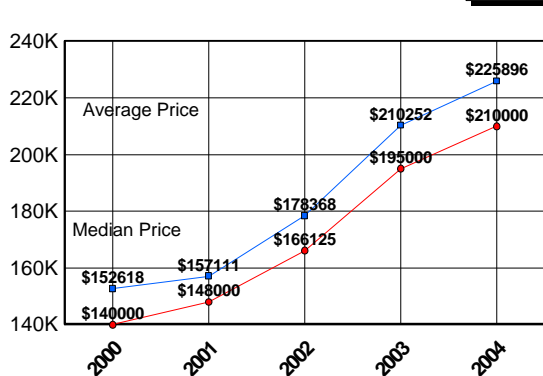
Price Range	New This Month			Year-To-Date		
	2004	2003	% Change	2004	2003	% Change
0-149999	111	196	-43.4	560	830	-32.5
150000-299999	628	495	26.9	2,378	1,816	30.9
300000-449999	129	44	193.2	421	183	130.1
450000-599999	20	5	300.0	72	16	350.0
600000-749999	2	1	100.0	10	3	233.3
750000-999999	1	1	0.0	8	3	166.7
1000000 & Over	0	0	0.0	2	0	200.0
<b>Grand Total:</b>	<b>891</b>	<b>742</b>	<b>20.1</b>	<b>3,451</b>	<b>2,851</b>	<b>21.0</b>

### DATA SOURCE

Metropolitan Regional Information System (MRIS)

NOTES: Properties not listed through this Multiple Listing Service are not reflected. The term "sales" represents ratified purchase contracts. Current year information is preliminary and subject to revision. Current year-to-date contract information may not equal the sum of the monthly contract totals reported in previous issues. Prices are not adjusted for inflation.

### AVERAGE & MEDIAN PRICE



### MARKET BY PRICE RANGE

