

# PRINCE GEORGES COUNTY HOUSING REPORT

## Residential Market Report

### Single Family Homes

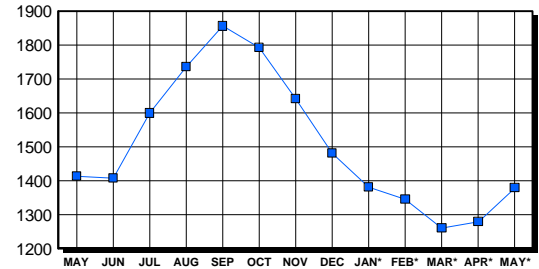
May 2004

#### LISTINGS

Price Range	New This Month			Total Active		
	2004	2003	% Change	2004	2003	% Change
0-149999	124	244	-49.2	323	461	-29.9
150000-299999	918	838	9.5	636	642	-0.9
300000-449999	311	148	110.1	248	196	26.5
450000-599999	57	25	128.0	94	75	25.3
600000-749999	15	4	275.0	42	24	75.0
750000-999999	4	0	0.0	19	9	100.0
1000000 & Over	7	3	133.3	17	7	142.9
<b>Grand Total:</b>	<b>1,436</b>	<b>1,262</b>	<b>13.8</b>	<b>1,379</b>	<b>1,414</b>	<b>-2.5</b>

#### INVENTORY TREND

Listings Active At End Of Month

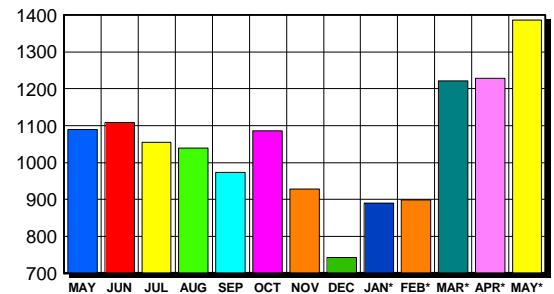


#### CONTRACTS

Price Range	New This Month			Year-To-Date		
	2004	2003	% Change	2004	2003	% Change
0-149999	178	331	-46.2	841	1,381	-39.1
150000-299999	918	865	6.1	3,771	3,240	16.4
300000-449999	239	106	125.5	813	386	110.6
450000-599999	40	24	66.7	155	64	142.2
600000-749999	6	3	100.0	24	8	200.0
750000-999999	5	0	500.0	15	5	200.0
1000000 & Over	0	1	-100.0	4	3	33.3
<b>Grand Total:</b>	<b>1,386</b>	<b>1,330</b>	<b>4.2</b>	<b>5,623</b>	<b>5,087</b>	<b>10.5</b>

#### SALES TREND

Contracts Ratified Per Month



#### SETTLEMENTS

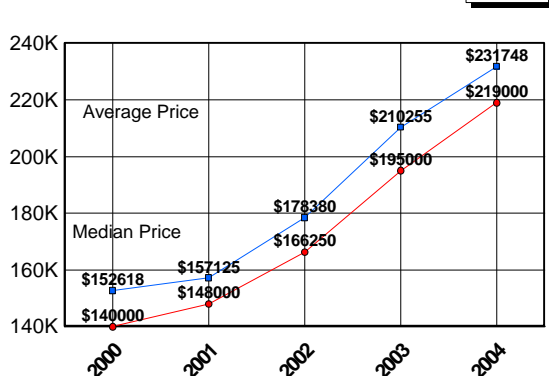
Price Range	New This Month			Year-To-Date		
	2004	2003	% Change	2004	2003	% Change
0-149999	107	215	-50.2	694	1,071	-35.2
150000-299999	651	655	-0.6	3,150	2,534	24.3
300000-449999	190	81	134.6	643	272	136.4
450000-599999	29	9	222.2	107	26	311.5
600000-749999	7	0	700.0	17	3	466.7
750000-999999	1	0	100.0	11	4	175.0
1000000 & Over	1	1	0.0	3	1	200.0
<b>Grand Total:</b>	<b>986</b>	<b>961</b>	<b>2.6</b>	<b>4,625</b>	<b>3,911</b>	<b>18.3</b>

#### DATA SOURCE

Metropolitan Regional Information System (MRIS)

NOTES: Properties not listed through this Multiple Listing Service are not reflected. The term "sales" represents ratified purchase contracts. Current year information is preliminary and subject to revision. Current year- to- date contract information may not equal the sum of the monthly contract totals reported in previous issues. Prices are not adjusted for inflation.

#### AVERAGE & MEDIAN PRICE



#### MARKET BY PRICE RANGE

