

# PRINCE GEORGES COUNTY HOUSING REPORT

## Residential Market Report

### Condo/Co-ops

November

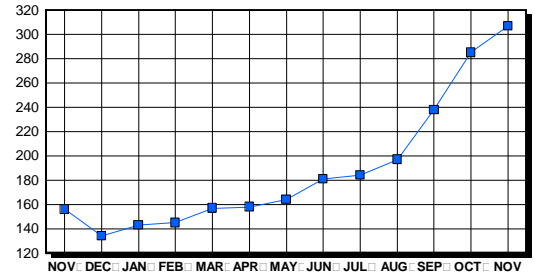
2005

#### LISTINGS

Condo/Co-ops Price Range	New This Month			Total Active		
	2005	2004	% Change	2005	2004	% Change
0-49999	3	0	300.0	18	15	20.0
50000-99999	14	47	-70.2	62	73	-15.1
100000-149999	49	65	-24.6	47	41	14.6
150000-199999	58	34	70.6	67	12	458.3
200000-299999	91	15	506.7	99	13	661.5
300000-399999	6	0	600.0	10	0	1,000.0
400000-499999	0	0	0.0	2	1	100.0
500000 & Over	1	0	100.0	2	1	100.0
<b>Grand Total:</b>	<b>222</b>	<b>161</b>	<b>37.9</b>	<b>307</b>	<b>156</b>	<b>96.8</b>

#### INVENTORY TREND

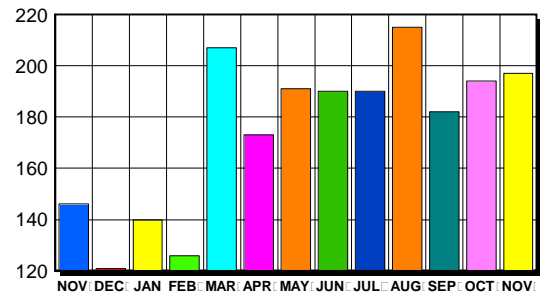
Listings Active At End Of Month



#### CONTRACTS

Condo/Co-ops Price Range	New This Month			Year-To-Date		
	2005	2004	% Change	2005	2004	% Change
0-49999	2	5	-60.0	17	49	-65.3
50000-99999	3	43	-93.0	172	561	-69.3
100000-149999	43	62	-30.6	552	700	-21.1
150000-199999	68	47	44.7	622	384	62.0
200000-299999	77	15	413.3	605	115	426.1
300000-399999	4	0	400.0	26	0	2,600.0
400000-499999	0	0	0.0	5	0	500.0
500000 & Over	0	0	0.0	6	0	600.0
<b>Grand Total:</b>	<b>197</b>	<b>172</b>	<b>14.5</b>	<b>2,005</b>	<b>1,809</b>	<b>10.8</b>

#### SALES TREND



#### SETTLEMENTS

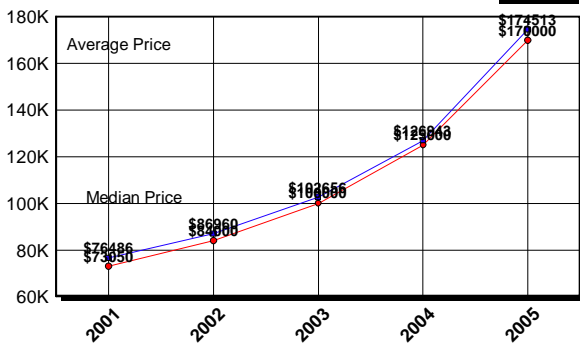
Condo/Co-ops Price Range	New This Month			Year-To-Date		
	2005	2004	% Change	2005	2004	% Change
0-49999	2	1	100.0	16	44	-63.6
50000-99999	4	38	-89.5	167	527	-68.3
100000-149999	27	43	-37.2	513	663	-22.6
150000-199999	45	41	9.8	557	363	53.4
200000-299999	57	8	612.5	574	118	386.4
300000-399999	4	0	400.0	23	0	2,300.0
400000-499999	0	0	0.0	4	0	400.0
500000 & Over	3	0	300.0	6	0	600.0
<b>Grand Total:</b>	<b>142</b>	<b>131</b>	<b>8.4</b>	<b>1,860</b>	<b>1,715</b>	<b>8.5</b>

#### DATA SOURCE

Metropolitan Regional Information System (MRIS)

NOTES: Properties not listed through this Multiple Listing Service are not reflected. The term "sales" represents ratified purchase contracts. Current year information is preliminary and subject to revision. Current year-to-date contract information may not equal the sum of the monthly contract totals reported in previous issues. Prices are not adjusted for inflation.

#### AVERAGE & MEDIAN PRICE



#### MARKET BY PRICE RANGE

