

# PRINCE GEORGES COUNTY HOUSING REPORT

## Residential Market Report

### Single Family Homes

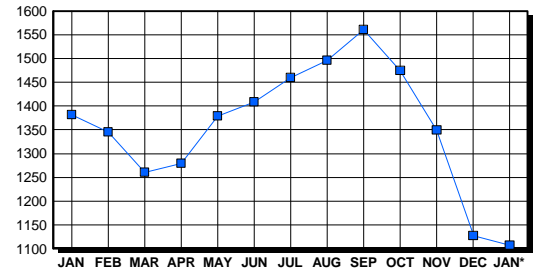
January 2005

#### LISTINGS

Price Range	New This Month			Total Active		
	2005	2004	% Change	2005	2004	% Change
0-149999	55	153	-64.1	272	417	-34.8
150000-299999	532	681	-21.9	411	650	-36.8
300000-449999	254	151	68.2	226	173	30.6
450000-599999	75	32	134.4	104	83	25.3
600000-749999	25	7	257.1	38	33	15.2
750000-999999	7	8	-12.5	28	16	75.0
1000000 & Over	4	4	0.0	28	9	211.1
<b>Grand Total:</b>	<b>952</b>	<b>1,036</b>	<b>-8.1</b>	<b>1,107</b>	<b>1,381</b>	<b>-19.8</b>

#### INVENTORY TREND

Listings Active At End Of Month

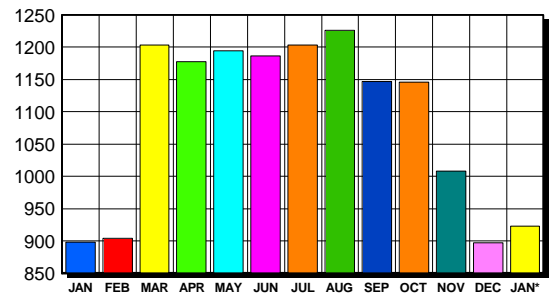


#### CONTRACTS

Price Range	New This Month			Year-To-Date		
	2005	2004	% Change	2005	2004	% Change
0-149999	57	214	-73.4	57	214	-73.4
150000-299999	559	686	-18.5	559	686	-18.5
300000-449999	237	108	119.4	237	108	119.4
450000-599999	47	20	135.0	47	20	135.0
600000-749999	19	2	850.0	19	2	850.0
750000-999999	4	1	300.0	4	1	300.0
1000000 & Over	0	2	-200.0	0	2	0.0
<b>Grand Total:</b>	<b>923</b>	<b>1,033</b>	<b>-10.6</b>	<b>923</b>	<b>1,033</b>	<b>-10.6</b>

#### SALES TREND

Contracts Ratified Per Month



#### SETTLEMENTS

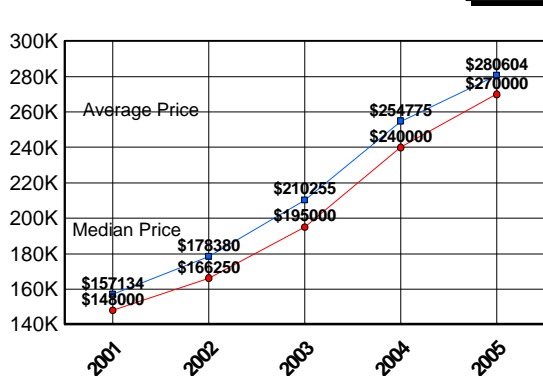
Price Range	New This Month			Year-To-Date		
	2005	2004	% Change	2005	2004	% Change
0-149999	52	115	-54.8	52	115	-54.8
150000-299999	412	430	-4.2	412	430	-4.2
300000-449999	195	69	182.6	195	69	182.6
450000-599999	34	10	240.0	34	10	240.0
600000-749999	8	5	60.0	8	5	60.0
750000-999999	3	0	300.0	3	0	300.0
1000000 & Over	0	0	0.0	0	0	0.0
<b>Grand Total:</b>	<b>704</b>	<b>629</b>	<b>11.9</b>	<b>704</b>	<b>629</b>	<b>11.9</b>

#### DATA SOURCE

Metropolitan Regional Information System (MRIS)

NOTES: Properties not listed through this Multiple Listing Service are not reflected. The term "sales" represents ratified purchase contracts. Current year information is preliminary and subject to revision. Current year-to-date contract information may not equal the sum of the monthly contract totals reported in previous issues. Prices are not adjusted for inflation.

#### AVERAGE & MEDIAN PRICE



#### MARKET BY PRICE RANGE

