

# PRINCE GEORGES COUNTY HOUSING REPORT

## Residential Market Report

### Single Family Homes

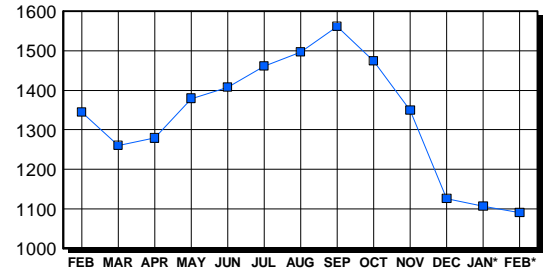
February 2005

#### LISTINGS

Price Range	New This Month			Total Active		
	2005	2004	% Change	2005	2004	% Change
0-149999	51	174	-70.7	263	407	-35.4
150000-299999	475	738	-35.6	387	600	-35.5
300000-449999	300	162	85.2	219	195	12.3
450000-599999	79	41	92.7	122	96	27.1
600000-749999	18	4	350.0	41	26	57.7
750000-999999	15	2	650.0	29	11	163.6
1000000 & Over	6	4	50.0	30	10	200.0
<b>Grand Total:</b>	<b>944</b>	<b>1,125</b>	<b>-16.1</b>	<b>1,091</b>	<b>1,345</b>	<b>-18.9</b>

#### INVENTORY TREND

Listings Active At End Of Month

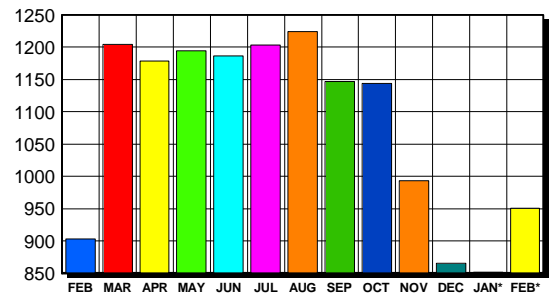


#### CONTRACTS

Price Range	New This Month			Year-To-Date		
	2005	2004	% Change	2005	2004	% Change
0-149999	70	189	-63.0	124	377	-67.1
150000-299999	519	729	-28.8	1,031	1,361	-24.2
300000-449999	283	103	174.8	508	214	137.4
450000-599999	64	21	204.8	105	38	176.3
600000-749999	9	4	125.0	26	7	271.4
750000-999999	5	4	25.0	7	6	16.7
1000000 & Over	1	2	-50.0	1	2	-50.0
<b>Grand Total:</b>	<b>951</b>	<b>1,052</b>	<b>-9.6</b>	<b>1,802</b>	<b>2,005</b>	<b>-10.1</b>

#### SALES TREND

Contracts Ratified Per Month



#### SETTLEMENTS

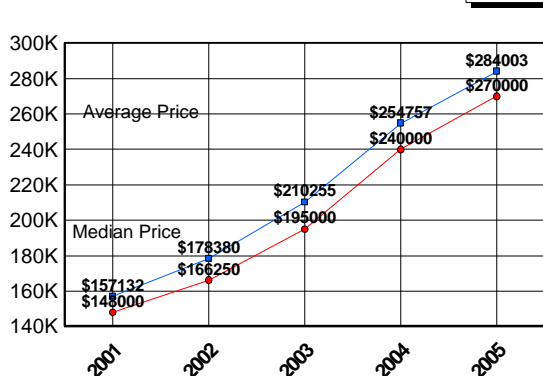
Price Range	New This Month			Year-To-Date		
	2005	2004	% Change	2005	2004	% Change
0-149999	40	123	-67.5	95	257	-63.0
150000-299999	383	468	-18.2	828	946	-12.5
300000-449999	197	93	111.8	408	167	144.3
450000-599999	41	11	272.7	79	23	243.5
600000-749999	4	3	33.3	13	8	62.5
750000-999999	5	3	66.7	8	3	166.7
1000000 & Over	0	0	0.0	0	1	0.0
<b>Grand Total:</b>	<b>670</b>	<b>701</b>	<b>-4.4</b>	<b>1,431</b>	<b>1,405</b>	<b>1.9</b>

#### DATA SOURCE

Metropolitan Regional Information System (MRIS)

NOTES: Properties not listed through this Multiple Listing Service are not reflected. The term "sales" represents ratified purchase contracts. Current year information is preliminary and subject to revision. Current year-to-date contract information may not equal the sum of the monthly contract totals reported in previous issues. Prices are not adjusted for inflation.

#### AVERAGE & MEDIAN PRICE



#### MARKET BY PRICE RANGE

