

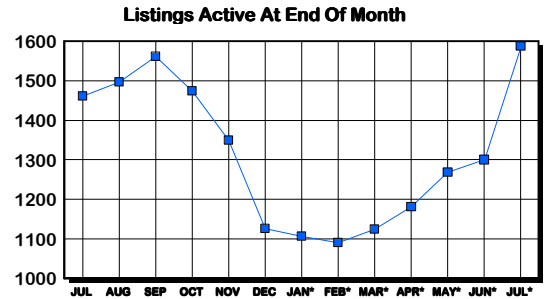
# PRINCE GEORGES COUNTY HOUSING REPORT

## Residential Market Report Single Family Homes July 2005

### LISTINGS

Price Range	New This Month			Total Active		
	2005	2004	% Change	2005	2004	% Change
0-149999	25	122	-79.5	239	323	-26.0
150000-299999	519	962	-46.0	405	689	-41.2
300000-449999	758	316	139.9	548	277	97.8
450000-599999	206	74	178.4	209	101	106.9
600000-749999	60	9	566.7	97	31	212.9
750000-999999	23	10	130.0	54	27	100.0
1000000 & Over	9	4	125.0	35	12	191.7
<b>Grand Total:</b>	<b>1,600</b>	<b>1,497</b>	<b>6.9</b>	<b>1,587</b>	<b>1,460</b>	<b>8.7</b>

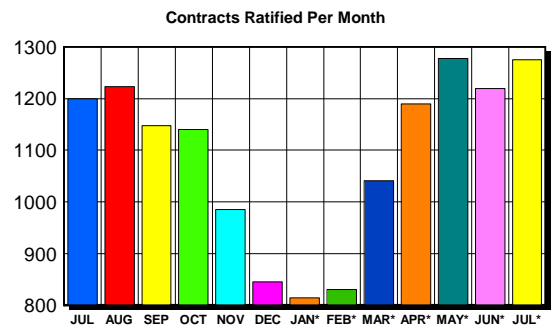
### INVENTORY TREND



### CONTRACTS

Price Range	New This Month			Year-To-Date		
	2005	2004	% Change	2005	2004	% Change
0-149999	25	130	-80.8	245	1,005	-75.6
150000-299999	490	861	-43.1	3,606	5,301	-32.0
300000-449999	576	267	115.7	2,925	1,315	122.4
450000-599999	145	65	123.1	681	249	173.5
600000-749999	31	6	416.7	145	42	245.2
750000-999999	5	2	150.0	33	19	73.7
1000000 & Over	3	2	50.0	12	9	33.3
<b>Grand Total:</b>	<b>1,275</b>	<b>1,333</b>	<b>-4.4</b>	<b>7,647</b>	<b>7,940</b>	<b>-3.7</b>

### SALES TREND



### SETTLEMENTS

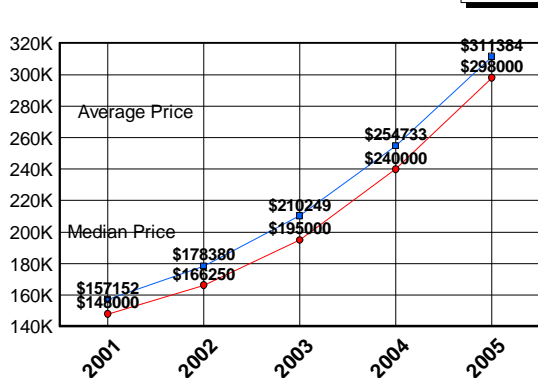
Price Range	New This Month			Year-To-Date		
	2005	2004	% Change	2005	2004	% Change
0-149999	14	75	-81.3	260	910	-71.4
150000-299999	352	677	-48.0	3,259	4,762	-31.6
300000-449999	496	225	120.4	2,699	1,072	151.8
450000-599999	117	34	244.1	586	192	205.2
600000-749999	20	7	185.7	111	34	226.5
750000-999999	4	1	300.0	27	11	145.5
1000000 & Over	2	1	100.0	7	6	16.7
<b>Grand Total:</b>	<b>1,005</b>	<b>1,020</b>	<b>-1.5</b>	<b>6,949</b>	<b>6,987</b>	<b>-0.5</b>

### DATA SOURCE

Metropolitan Regional Information System (MRIS)

NOTES: Properties not listed through this Multiple Listing Service are not reflected. The term "sales" represents ratified purchase contracts. Current year information is preliminary and subject to revision. Current year-to-date contract information may not equal the sum of the monthly contract totals reported in previous issues. Prices are not adjusted for inflation.

### AVERAGE & MEDIAN PRICE



### MARKET BY PRICE RANGE

