

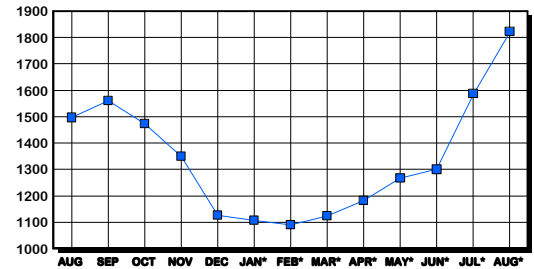
# PRINCE GEORGES COUNTY HOUSING REPORT

## Residential Market Report Single Family Homes August 2005

### LISTINGS

Price Range	New This Month			Total Active		
	2005	2004	% Change	2005	2004	% Change
0-149999	17	111	-84.7	235	327	-28.1
150000-299999	526	883	-40.4	429	715	-40.0
300000-449999	835	305	173.8	704	279	152.3
450000-599999	207	80	158.8	251	98	156.1
600000-749999	66	14	371.4	117	32	265.6
750000-999999	22	1	2,100.0	53	34	55.9
1000000 & Over	5	14	-64.3	33	11	200.0
<b>Grand Total:</b>	<b>1,678</b>	<b>1,408</b>	<b>19.2</b>	<b>1,822</b>	<b>1,496</b>	<b>21.8</b>

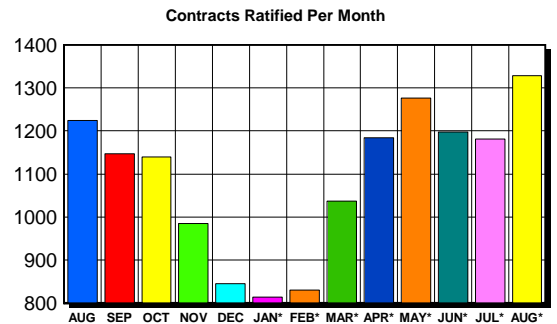
### INVENTORY TREND Listings Active At End Of Month



### CONTRACTS

Price Range	New This Month			Year-To-Date		
	2005	2004	% Change	2005	2004	% Change
0-149999	14	145	-90.3	257	1,104	-76.7
150000-299999	514	851	-39.6	4,054	6,048	-33.0
300000-449999	630	261	141.4	3,516	1,563	125.0
450000-599999	129	55	134.5	793	299	165.2
600000-749999	28	8	250.0	172	46	273.9
750000-999999	12	1	1,100.0	46	19	142.1
1000000 & Over	2	0	200.0	14	9	55.6
<b>Grand Total:</b>	<b>1,329</b>	<b>1,321</b>	<b>0.6</b>	<b>8,852</b>	<b>9,088</b>	<b>-2.6</b>

### SALES TREND Contracts Ratified Per Month



### SETTLEMENTS

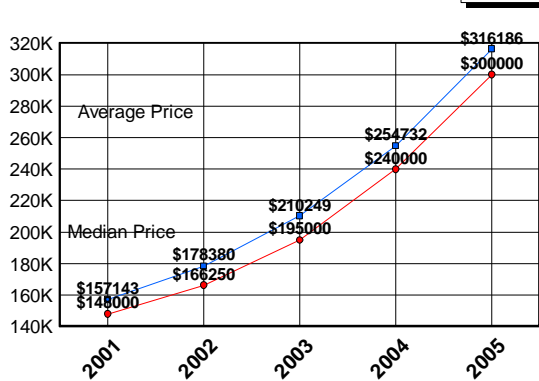
Price Range	New This Month			Year-To-Date		
	2005	2004	% Change	2005	2004	% Change
0-149999	11	84	-86.9	276	1,015	-72.8
150000-299999	377	623	-39.5	3,692	5,510	-33.0
300000-449999	548	220	149.1	3,290	1,332	147.0
450000-599999	118	47	151.1	716	246	191.1
600000-749999	19	5	280.0	136	41	231.7
750000-999999	8	2	300.0	34	14	142.9
1000000 & Over	4	2	100.0	12	9	33.3
<b>Grand Total:</b>	<b>1,085</b>	<b>983</b>	<b>10.4</b>	<b>8,156</b>	<b>8,167</b>	<b>-0.1</b>

### DATA SOURCE

Metropolitan Regional Information System (MRIS)

NOTES: Properties not listed through this Multiple Listing Service are not reflected. The term "sales" represents ratified purchase contracts. Current year information is preliminary and subject to revision. Current year-to-date contract information may not equal the sum of the monthly contract totals reported in previous issues. Prices are not adjusted for inflation.

### AVERAGE & MEDIAN PRICE



### MARKET BY PRICE RANGE

