

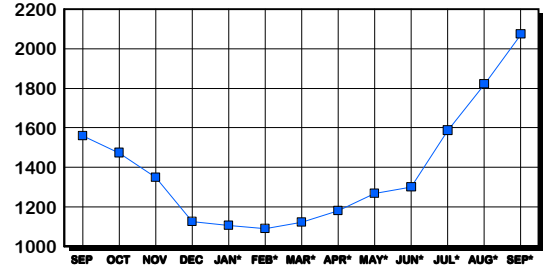
# PRINCE GEORGES COUNTY HOUSING REPORT

## Residential Market Report Single Family Homes September 2005

### LISTINGS

Price Range	New This Month			Total Active		
	2005	2004	% Change	2005	2004	% Change
0-149999	18	88	-79.5	238	301	-20.9
150000-299999	514	855	-39.9	470	733	-35.9
300000-449999	829	316	162.3	848	337	151.6
450000-599999	232	73	217.8	321	112	186.6
600000-749999	78	10	680.0	118	31	280.6
750000-999999	20	4	400.0	55	32	71.9
1000000 & Over	7	4	75.0	23	15	53.3
<b>Grand Total:</b>	<b>1,698</b>	<b>1,350</b>	<b>25.8</b>	<b>2,073</b>	<b>1,561</b>	<b>32.8</b>

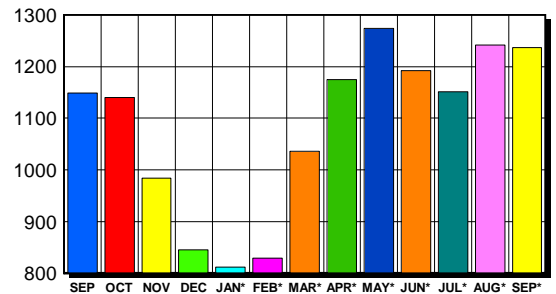
### INVENTORY TREND Listings Active At End Of Month



### CONTRACTS

Price Range	New This Month			Year-To-Date		
	2005	2004	% Change	2005	2004	% Change
0-149999	13	127	-89.8	265	1,190	-77.7
150000-299999	444	843	-47.3	4,432	6,808	-34.9
300000-449999	595	257	131.5	4,062	1,814	123.9
450000-599999	133	49	171.4	905	341	165.4
600000-749999	42	3	1,300.0	212	46	360.9
750000-999999	9	5	80.0	58	25	132.0
1000000 & Over	1	0	100.0	14	10	40.0
<b>Grand Total:</b>	<b>1,237</b>	<b>1,284</b>	<b>-3.7</b>	<b>9,948</b>	<b>10,234</b>	<b>-2.8</b>

### SALES TREND Contracts Ratified Per Month



### SETTLEMENTS

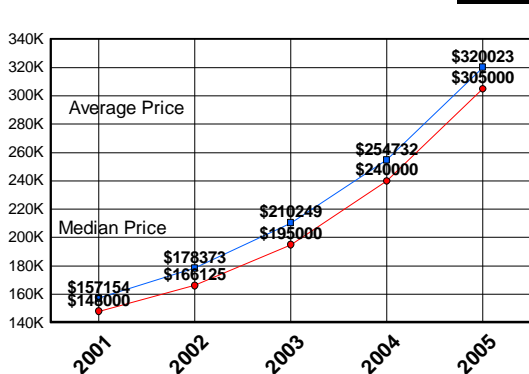
Price Range	New This Month			Year-To-Date		
	2005	2004	% Change	2005	2004	% Change
0-149999	17	73	-76.7	294	1,113	-73.6
150000-299999	317	688	-53.9	4,062	6,335	-35.9
300000-449999	495	219	126.0	3,866	1,581	144.5
450000-599999	119	42	183.3	847	292	190.1
600000-749999	33	2	1,550.0	178	43	314.0
750000-999999	9	3	200.0	43	17	152.9
1000000 & Over	1	1	0.0	13	10	30.0
<b>Grand Total:</b>	<b>991</b>	<b>1,028</b>	<b>-3.6</b>	<b>9,303</b>	<b>9,391</b>	<b>-0.9</b>

### DATA SOURCE

Metropolitan Regional Information System (MRIS)

NOTES: Properties not listed through this Multiple Listing Service are not reflected. The term "sales" represents ratified purchase contracts. Current year information is preliminary and subject to revision. Current year-to-date contract information may not equal the sum of the monthly contract totals reported in previous issues. Prices are not adjusted for inflation.

### AVERAGE & MEDIAN PRICE



### MARKET BY PRICE RANGE

