

PRINCE GEORGES COUNTY

Residential Market Report

HOUSING REPORT

CONDO & COOPS

January 2006

LISTINGS

Price Range	New This Month			Total Actives		
	2006	2005	% Change	2006	2005	% Change
0 - 149,999	56	100	-44.0	45	111	-146.7
150,000 - 199,999	72	36	100.0	65	16	75.4
200,000 - 299,999	99	23	330.4	95	14	85.3
300,000 - 399,999	6	1	500.0	14	0	100.0
400,000 - 499,999	0	1	-100.0	4	1	75.0
500,000 - 599,999	0	0	0.0	0	0	0.0
600,000 - 699,999	0	0	0.0	0	0	0.0
700,000 - 799,999	0	0	0.0	0	0	0.0
800,000 - 899,999	0	0	0.0	0	0	0.0
900,000 - 999,999	0	0	0.0	0	0	0.0
1,000,000 - 1,249,999	0	0	0.0	0	1	-100.0
1,250,000 - 1,499,999	0	0	0.0	0	0	0.0
1,500,000 +	0	0	0.0	0	0	0.0
TOTALS	233	161	44.7	223	143	55.9

CONTRACTS

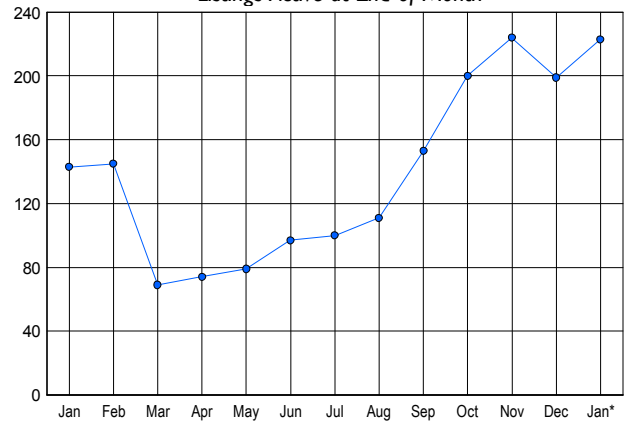
Price Range	New This Month			Year-To-Date		
	2006	2005	% Change	2006	2005	% Change
0 - 149,999	56	89	-37.1	56	89	-37.1
150,000 - 199,999	61	35	74.3	61	35	74.3
200,000 - 299,999	79	21	276.2	79	21	276.2
300,000 - 399,999	2	1	100.0	2	1	100.0
400,000 - 499,999	0	0	0.0	0	0	0.0
500,000 - 599,999	0	0	0.0	0	0	0.0
600,000 - 699,999	0	0	0.0	0	0	0.0
700,000 - 799,999	0	0	0.0	0	0	0.0
800,000 - 899,999	0	0	0.0	0	0	0.0
900,000 - 999,999	0	0	0.0	0	0	0.0
1,000,000 - 1,249,999	0	0	0.0	0	0	0.0
1,250,000 - 1,499,999	0	0	0.0	0	0	0.0
1,500,000 +	0	0	0.0	0	0	0.0
TOTALS	198	146	35.6	198	146	35.6

SETTLEMENTS

Price Range	New This Month			Year-To-Date		
	2006	2005	% Change	2006	2005	% Change
0 - 149,999	41	67	-38.8	41	67	-38.8
150,000 - 199,999	35	29	20.7	35	29	20.7
200,000 - 299,999	46	13	253.8	46	13	253.8
300,000 - 399,999	4	0	400.0	4	0	-400.0
400,000 - 499,999	0	0	0.0	0	0	0.0
500,000 - 599,999	0	0	0.0	0	0	0.0
600,000 - 699,999	0	0	0.0	0	0	0.0
700,000 - 799,999	0	0	0.0	0	0	0.0
800,000 - 899,999	0	0	0.0	0	0	0.0
900,000 - 999,999	0	0	0.0	0	0	0.0
1,000,000 - 1,249,999	0	0	0.0	0	0	0.0
1,250,000 - 1,499,999	0	0	0.0	0	0	0.0
1,500,000 +	0	0	0.0	0	0	0.0
TOTALS	126	109	15.6	126	109	15.6

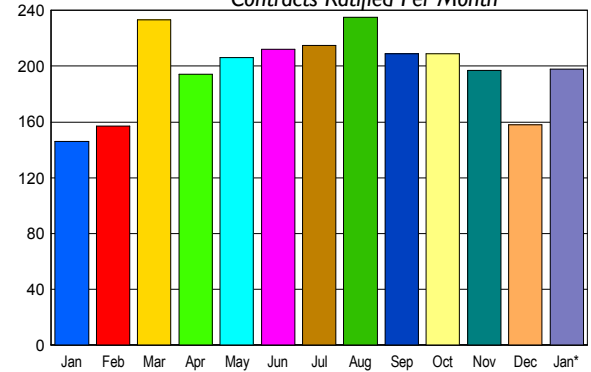
INVENTORY TREND

Listings Active at End of Month

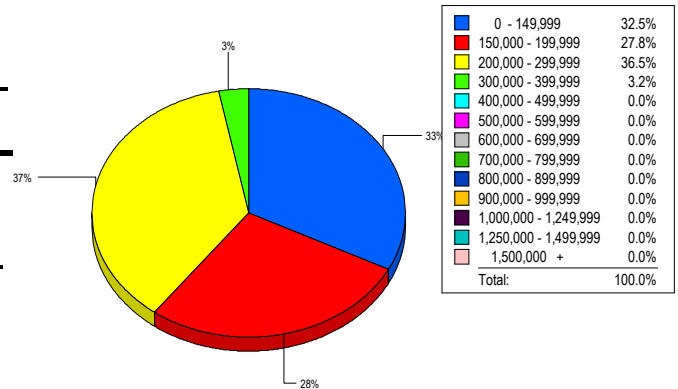


SALES TREND

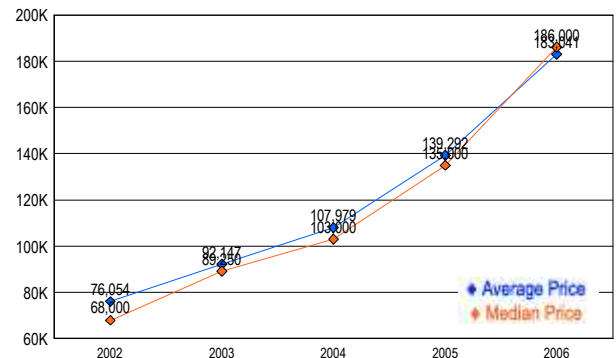
Contracts Ratified Per Month



MARKET BY PRICE RANGE



AVERAGE & MEDIAN PRICE



DATA SOURCE: Metropolitan Regional Information Systems, Inc. (MRIS)

NOTES: Properties not listed through this Multiple Listing Service are not reflected. The term "sales" represents ratified purchase contracts. Current year information is preliminary and subject to revision. Current year-to-date contract information may not equal the sum of the monthly contract totals reported in