

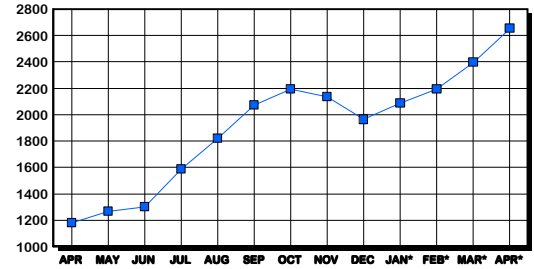
PRINCE GEORGES COUNTY HOUSING REPORT

Residential Market Report Single Family Homes April 2006

LISTINGS

Price Range	New This Month			Total Active		
	2006	2005	% Change	2006	2005	% Change
0-149999	4	28	-85.7	224	238	-5.9
150000-299999	322	633	-49.1	420	376	11.7
300000-449999	841	557	51.0	1,120	314	256.7
450000-599999	288	140	105.7	488	131	272.5
600000-749999	107	50	114.0	257	53	384.9
750000-999999	46	15	206.7	95	41	131.7
1000000 & Over	15	6	150.0	49	29	69.0
Grand Total:	1,623	1,429	13.6	2,653	1,182	124.5

INVENTORY TREND Listings Active At End Of Month

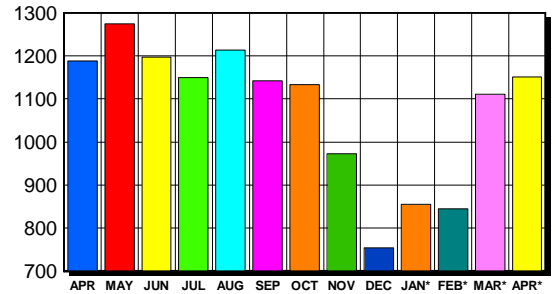


CONTRACTS

Price Range	New This Month			Year-To-Date		
	2006	2005	% Change	2006	2005	% Change
0-149999	7	49	-85.7	32	195	-83.6
150000-299999	335	643	-47.9	1,218	2,170	-43.9
300000-449999	607	476	27.5	2,084	1,317	58.2
450000-599999	132	114	15.8	435	298	46.0
600000-749999	45	28	60.7	138	67	106.0
750000-999999	19	6	216.7	41	17	141.2
1000000 & Over	6	2	200.0	14	7	100.0
Grand Total:	1,151	1,318	-12.7	3,962	4,071	-2.7

SALES TREND

Contracts Ratified Per Month



SETTLEMENTS

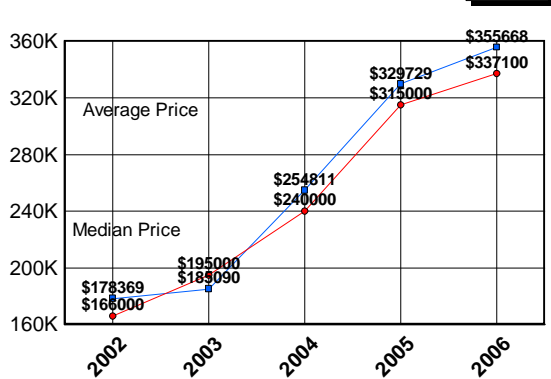
Price Range	New This Month			Year-To-Date		
	2006	2005	% Change	2006	2005	% Change
0-149999	6	30	-80.0	25	186	-86.6
150000-299999	231	465	-50.3	1,023	1,872	-45.4
300000-449999	479	336	42.6	1,790	1,041	72.0
450000-599999	91	68	33.8	353	223	58.3
600000-749999	29	11	163.6	118	34	247.1
750000-999999	7	5	40.0	26	15	73.3
1000000 & Over	2	1	100.0	11	3	266.7
Grand Total:	845	916	-7.8	3,346	3,374	-0.8

DATA SOURCE

Metropolitan Regional Information System (MRIS)

NOTES: Properties not listed through this Multiple Listing Service are not reflected. The term "sales" represents ratified purchase contracts. Current year information is preliminary and subject to revision. Current year-to-date contract information may not equal the sum of the monthly contract totals reported in previous issues. Prices are not adjusted for inflation.

AVERAGE & MEDIAN PRICE



MARKET BY PRICE RANGE

