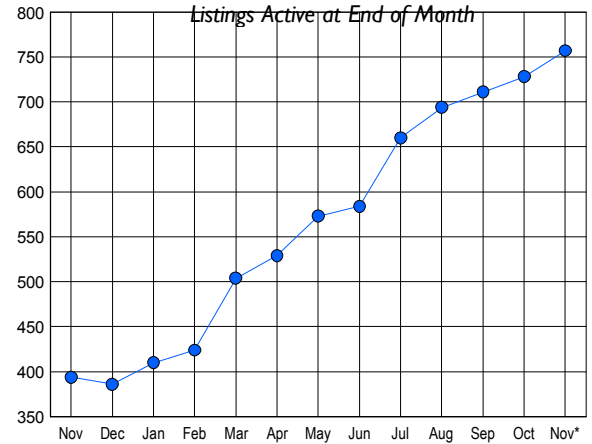


LISTINGS

Price Range	New This Month			Total Actives		
	2007	2006	% Change	2007	2006	% Change
0 - 149,999	24	32	-25.0	102	37	175.7
150,000 - 199,999	61	47	29.8	221	106	108.5
200,000 - 299,999	101	92	9.8	384	187	105.3
300,000 - 399,999	13	16	-18.8	42	50	-16.0
400,000 - 499,999	2	3	-33.3	7	11	-36.4
500,000 - 599,999	1	2	-50.0	1	3	-66.7
600,000 - 699,999	0	0	0.0	0	0	0.0
700,000 - 799,999	0	0	0.0	0	0	0.0
800,000 - 899,999	0	0	0.0	0	0	0.0
900,000 - 999,999	0	0	0.0	0	0	0.0
1,000,000 - 1,249,999	0	0	0.0	0	0	0.0
1,250,000 - 1,499,999	0	0	0.0	0	0	0.0
1,500,000 +	0	0	0.0	0	0	0.0
TOTALS	202	192	5.2	757	394	92.1

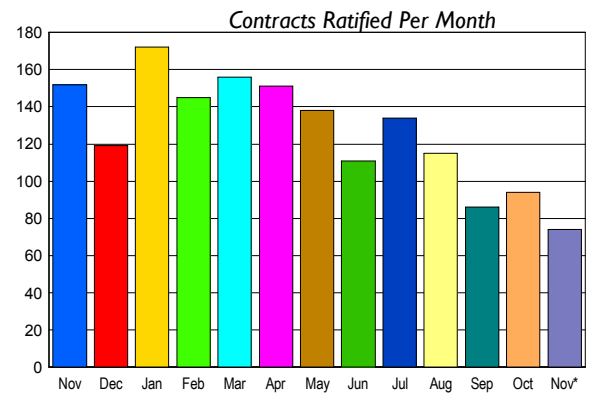
INVENTORY TREND



CONTRACTS

Price Range	New This Month			Year-To-Date		
	2007	2006	% Change	2007	2006	% Change
0 - 149,999	13	34	-61.8	173	355	-51.3
150,000 - 199,999	23	55	-58.2	401	590	-32.0
200,000 - 299,999	35	58	-39.7	620	914	-32.2
300,000 - 399,999	3	5	-40.0	64	85	-24.7
400,000 - 499,999	0	0	0.0	3	5	-40.0
500,000 - 599,999	0	0	0.0	1	3	-66.7
600,000 - 699,999	0	0	0.0	0	0	0.0
700,000 - 799,999	0	0	0.0	0	0	0.0
800,000 - 899,999	0	0	0.0	0	0	0.0
900,000 - 999,999	0	0	0.0	0	0	0.0
1,000,000 - 1,249,999	0	0	0.0	0	0	0.0
1,250,000 - 1,499,999	0	0	0.0	0	0	0.0
1,500,000 +	0	0	0.0	0	0	0.0
TOTALS	74	152	-51.3	1262	1952	-35.3

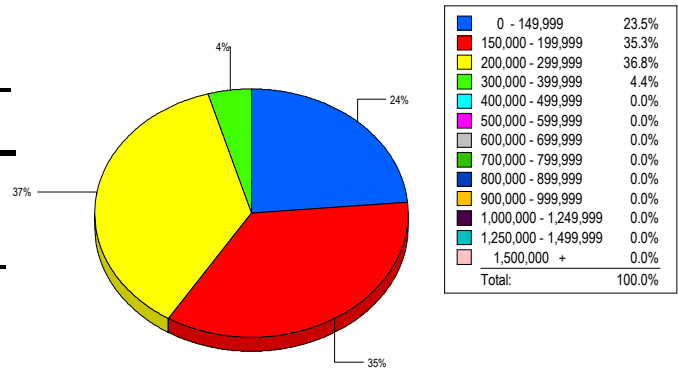
SALES TREND



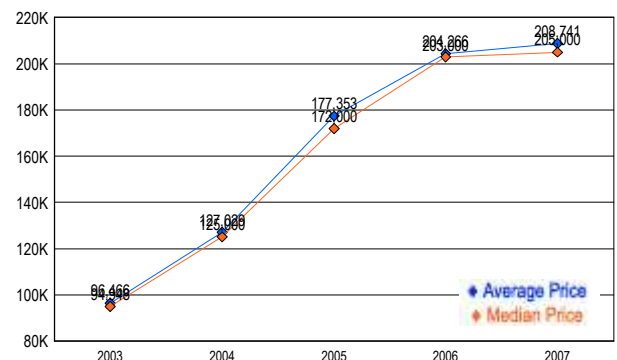
SETTLEMENTS

Price Range	New This Month			Year-To-Date		
	2007	2006	% Change	2007	2006	% Change
0 - 149,999	16	16	0.0	182	361	-49.6
150,000 - 199,999	24	39	-38.5	389	540	-28.0
200,000 - 299,999	25	65	-61.5	614	881	-30.3
300,000 - 399,999	3	10	-70.0	66	99	-33.3
400,000 - 499,999	0	1	-100.0	3	8	-62.5
500,000 - 599,999	0	0	0.0	0	3	-100.0
600,000 - 699,999	0	0	0.0	0	0	0.0
700,000 - 799,999	0	0	0.0	0	0	0.0
800,000 - 899,999	0	0	0.0	0	0	0.0
900,000 - 999,999	0	0	0.0	0	0	0.0
1,000,000 - 1,249,999	0	0	0.0	0	0	0.0
1,250,000 - 1,499,999	0	0	0.0	0	0	0.0
1,500,000 +	0	0	0.0	0	0	0.0
TOTALS	68	131	-48.1	1254	1892	-33.7

MARKET BY PRICE RANGE



AVERAGE & MEDIAN PRICE



DATA SOURCE: Metropolitan Regional Information Systems, Inc. (MRIS)

NOTES: Properties not listed through this Multiple Listing Service are not reflected. The term "sales" represents ratified purchase contracts. Current year information is preliminary and subject to revision. Current year-to-date contract information may not equal the sum of the monthly contract totals reported in