

PRINCE GEORGES COUNTY

Residential Market Report

HOUSING REPORT

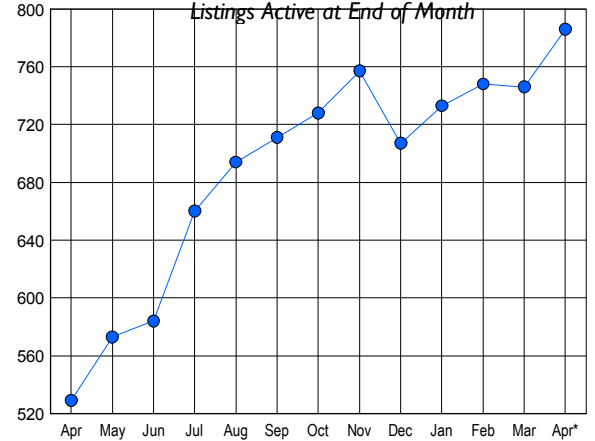
CONDO & COOPS

April 2008

LISTINGS

Price Range	New This Month			Total Actives		
	2008	2007	% Change	2008	2007	% Change
0 - 149,999	36	34	5.9	131	57	129.8
150,000 - 199,999	63	66	-4.5	268	127	111.0
200,000 - 299,999	84	135	-37.8	344	278	23.7
300,000 - 399,999	9	17	-47.1	38	54	-29.6
400,000 - 499,999	2	1	100.0	3	10	-70.0
500,000 - 599,999	0	1	-100.0	2	2	0.0
600,000 - 699,999	0	0	0.0	0	1	-100.0
700,000 - 799,999	0	0	0.0	0	0	0.0
800,000 - 899,999	0	0	0.0	0	0	0.0
900,000 - 999,999	0	0	0.0	0	0	0.0
1,000,000 - 1,249,999	0	0	0.0	0	0	0.0
1,250,000 - 1,499,999	0	0	0.0	0	0	0.0
1,500,000 +	0	0	0.0	0	0	0.0
TOTALS	194	254	-23.6	786	529	48.6

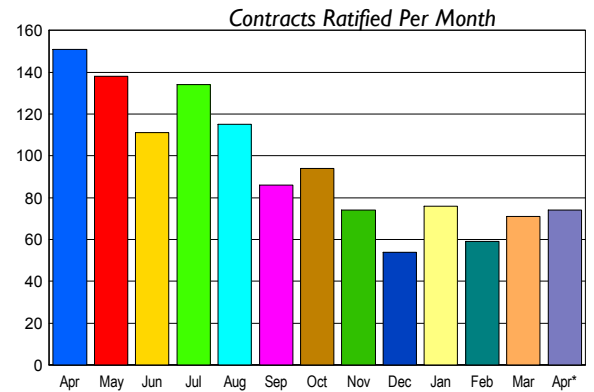
INVENTORY TREND



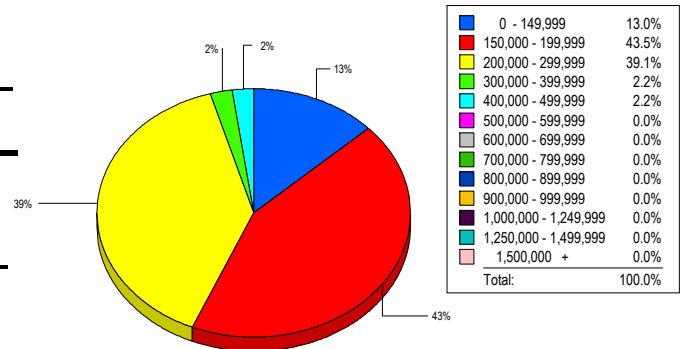
CONTRACTS

Price Range	New This Month			Year-To-Date		
	2008	2007	% Change	2008	2007	% Change
0 - 149,999	14	22	-36.4	44	85	-48.2
150,000 - 199,999	30	33	-9.1	94	158	-40.5
200,000 - 299,999	28	92	-69.6	119	296	-59.8
300,000 - 399,999	2	3	-33.3	6	29	-79.3
400,000 - 499,999	0	1	-100.0	0	2	-100.0
500,000 - 599,999	0	0	0.0	0	0	0.0
600,000 - 699,999	0	0	0.0	0	0	0.0
700,000 - 799,999	0	0	0.0	0	0	0.0
800,000 - 899,999	0	0	0.0	0	0	0.0
900,000 - 999,999	0	0	0.0	0	0	0.0
1,000,000 - 1,249,999	0	0	0.0	0	0	0.0
1,250,000 - 1,499,999	0	0	0.0	0	0	0.0
1,500,000 +	0	0	0.0	0	0	0.0
TOTALS	74	151	-51.0	263	570	-53.9

SALES TREND



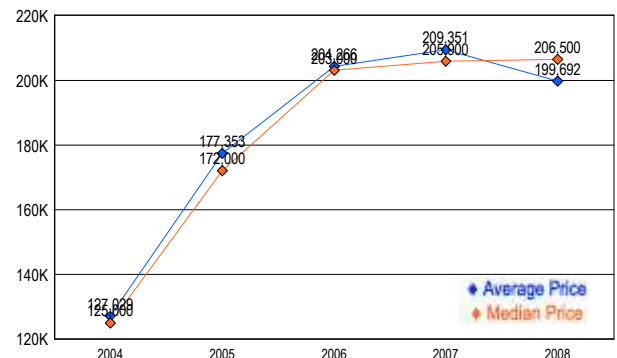
MARKET BY PRICE RANGE



SETTLEMENTS

Price Range	New This Month			Year-To-Date		
	2008	2007	% Change	2008	2007	% Change
0 - 149,999	6	17	-64.7	31	81	-61.7
150,000 - 199,999	20	26	-23.1	62	127	-51.2
200,000 - 299,999	18	63	-71.4	97	246	-60.6
300,000 - 399,999	1	7	-85.7	4	31	-87.1
400,000 - 499,999	1	0	100.0	2	1	100.0
500,000 - 599,999	0	0	0.0	0	0	0.0
600,000 - 699,999	0	0	0.0	0	0	0.0
700,000 - 799,999	0	0	0.0	0	0	0.0
800,000 - 899,999	0	0	0.0	0	0	0.0
900,000 - 999,999	0	0	0.0	0	0	0.0
1,000,000 - 1,249,999	0	0	0.0	0	0	0.0
1,250,000 - 1,499,999	0	0	0.0	0	0	0.0
1,500,000 +	0	0	0.0	0	0	0.0
TOTALS	46	113	-59.3	196	486	-59.7

AVERAGE & MEDIAN PRICE



DATA SOURCE: Metropolitan Regional Information Systems, Inc. (MRIS)

NOTES: Properties not listed through this Multiple Listing Service are not reflected. The term "sales" represents ratified purchase contracts. Current year information is preliminary and subject to revision. Current year-to-date contract information may not equal the sum of the monthly contract totals reported in