

PRINCE GEORGES COUNTY

Residential Market Report

HOUSING REPORT

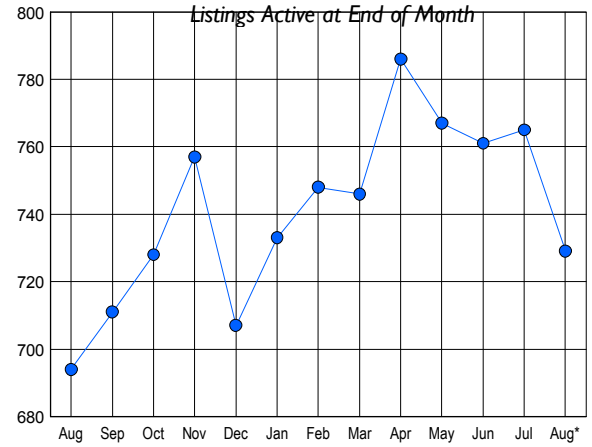
CONDO & COOPS

August 2008

LISTINGS

Price Range	New This Month			Total Actives		
	2008	2007	% Change	2008	2007	% Change
0 - 149,999	48	26	84.6	186	71	162.0
150,000 - 199,999	45	75	-40.0	224	172	30.2
200,000 - 299,999	57	125	-54.4	295	371	-20.5
300,000 - 399,999	2	22	-90.9	19	65	-70.8
400,000 - 499,999	1	5	-80.0	3	12	-75.0
500,000 - 599,999	1	0	100.0	2	2	0.0
600,000 - 699,999	0	0	0.0	0	1	-100.0
700,000 - 799,999	0	0	0.0	0	0	0.0
800,000 - 899,999	0	0	0.0	0	0	0.0
900,000 - 999,999	0	0	0.0	0	0	0.0
1,000,000 - 1,249,999	0	0	0.0	0	0	0.0
1,250,000 - 1,499,999	0	0	0.0	0	0	0.0
1,500,000 +	0	0	0.0	0	0	0.0
TOTALS	154	253	-39.1	729	694	5.0

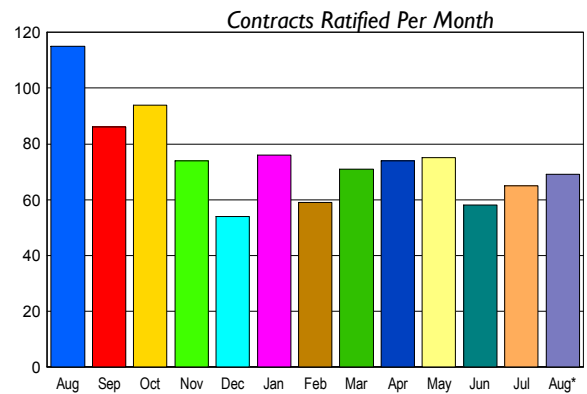
INVENTORY TREND



CONTRACTS

Price Range	New This Month			Year-To-Date		
	2008	2007	% Change	2008	2007	% Change
0 - 149,999	17	16	6.3	105	134	-21.6
150,000 - 199,999	21	45	-53.3	172	318	-45.9
200,000 - 299,999	30	49	-38.8	216	523	-58.7
300,000 - 399,999	0	4	-100.0	10	49	-79.6
400,000 - 499,999	1	1	0.0	1	3	-66.7
500,000 - 599,999	0	0	0.0	0	1	-100.0
600,000 - 699,999	0	0	0.0	0	0	0.0
700,000 - 799,999	0	0	0.0	0	0	0.0
800,000 - 899,999	0	0	0.0	0	0	0.0
900,000 - 999,999	0	0	0.0	0	0	0.0
1,000,000 - 1,249,999	0	0	0.0	0	0	0.0
1,250,000 - 1,499,999	0	0	0.0	0	0	0.0
1,500,000 +	0	0	0.0	0	0	0.0
TOTALS	69	115	-40.0	504	1028	-51.0

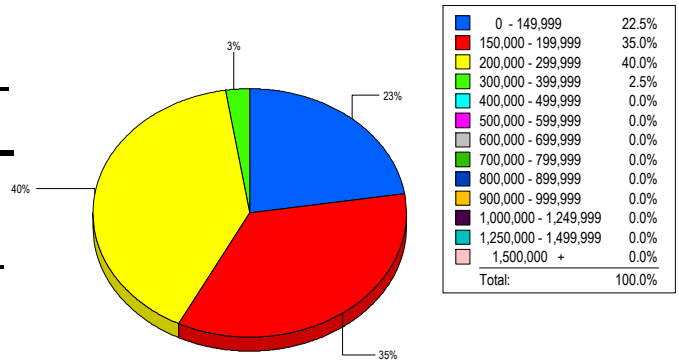
SALES TREND



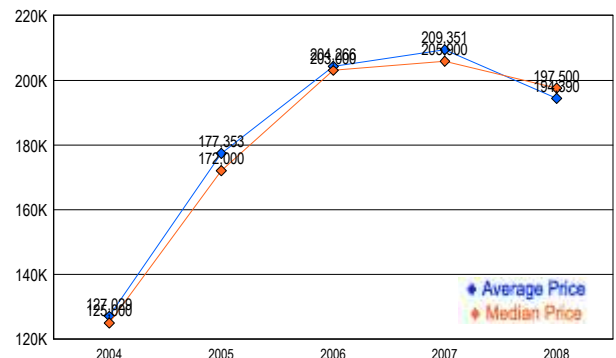
SETTLEMENTS

Price Range	New This Month			Year-To-Date		
	2008	2007	% Change	2008	2007	% Change
0 - 149,999	9	10	-10.0	78	134	-41.8
150,000 - 199,999	14	33	-57.6	150	286	-47.6
200,000 - 299,999	16	41	-61.0	196	490	-60.0
300,000 - 399,999	1	1	0.0	8	50	-84.0
400,000 - 499,999	0	1	-100.0	2	3	-33.3
500,000 - 599,999	0	0	0.0	0	0	0.0
600,000 - 699,999	0	0	0.0	0	0	0.0
700,000 - 799,999	0	0	0.0	0	0	0.0
800,000 - 899,999	0	0	0.0	0	0	0.0
900,000 - 999,999	0	0	0.0	0	0	0.0
1,000,000 - 1,249,999	0	0	0.0	0	0	0.0
1,250,000 - 1,499,999	0	0	0.0	0	0	0.0
1,500,000 +	0	0	0.0	0	0	0.0
TOTALS	40	86	-53.5	434	963	-54.9

MARKET BY PRICE RANGE



AVERAGE & MEDIAN PRICE



DATA SOURCE: Metropolitan Regional Information Systems, Inc. (MRIS)

NOTES: Properties not listed through this Multiple Listing Service are not reflected. The term "sales" represents ratified purchase contracts. Current year information is preliminary and subject to revision. Current year-to-date contract information may not equal the sum of the monthly contract totals reported in