

PRINCE GEORGES COUNTY

Residential Market Report

HOUSING REPORT

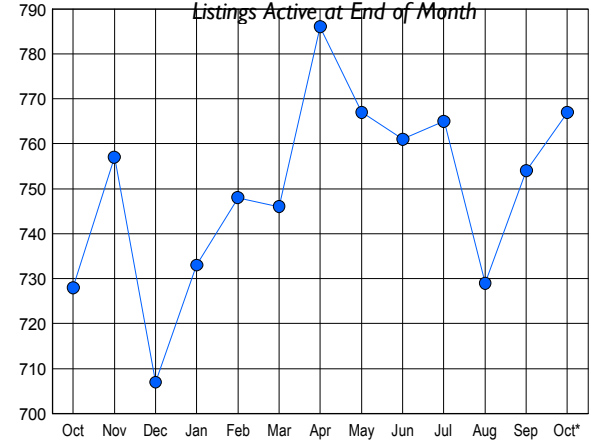
CONDO & COOPS

October 2008

LISTINGS

Price Range	New This Month			Total Actives		
	2008	2007	% Change	2008	2007	% Change
0 - 149,999	48	47	2.1	228	97	135.1
150,000 - 199,999	43	78	-44.9	244	217	12.4
200,000 - 299,999	50	101	-50.5	276	361	-23.5
300,000 - 399,999	3	7	-57.1	13	45	-71.1
400,000 - 499,999	0	3	-100.0	4	8	-50.0
500,000 - 599,999	0	0	0.0	2	0	0.0
600,000 - 699,999	0	0	0.0	0	0	0.0
700,000 - 799,999	0	0	0.0	0	0	0.0
800,000 - 899,999	0	0	0.0	0	0	0.0
900,000 - 999,999	0	0	0.0	0	0	0.0
1,000,000 - 1,249,999	0	0	0.0	0	0	0.0
1,250,000 - 1,499,999	0	0	0.0	0	0	0.0
1,500,000 +	0	0	0.0	0	0	0.0
TOTALS	144	236	-39.0	767	728	5.4

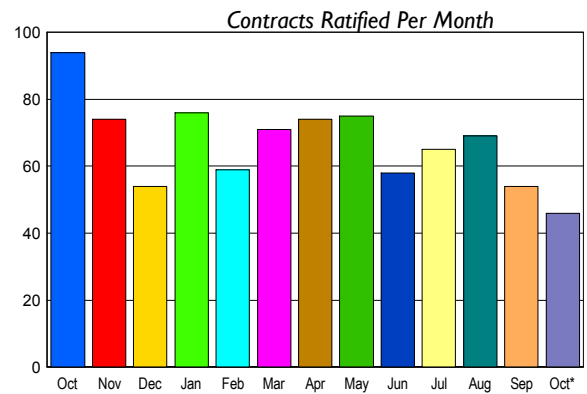
INVENTORY TREND



CONTRACTS

Price Range	New This Month			Year-To-Date		
	2008	2007	% Change	2008	2007	% Change
0 - 149,999	15	12	25.0	126	157	-19.7
150,000 - 199,999	18	37	-51.4	201	380	-47.1
200,000 - 299,999	11	41	-73.2	243	587	-58.6
300,000 - 399,999	2	4	-50.0	10	59	-83.1
400,000 - 499,999	0	0	0.0	0	3	-100.0
500,000 - 599,999	0	0	0.0	0	1	-100.0
600,000 - 699,999	0	0	0.0	0	0	0.0
700,000 - 799,999	0	0	0.0	0	0	0.0
800,000 - 899,999	0	0	0.0	0	0	0.0
900,000 - 999,999	0	0	0.0	0	0	0.0
1,000,000 - 1,249,999	0	0	0.0	0	0	0.0
1,250,000 - 1,499,999	0	0	0.0	0	0	0.0
1,500,000 +	0	0	0.0	0	0	0.0
TOTALS	46	94	-51.1	580	1187	-51.1

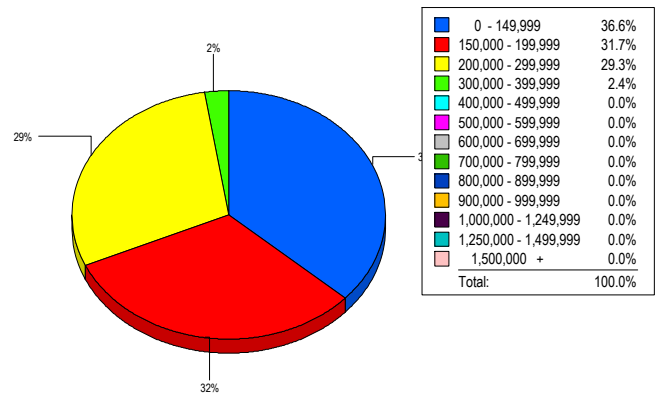
SALES TREND



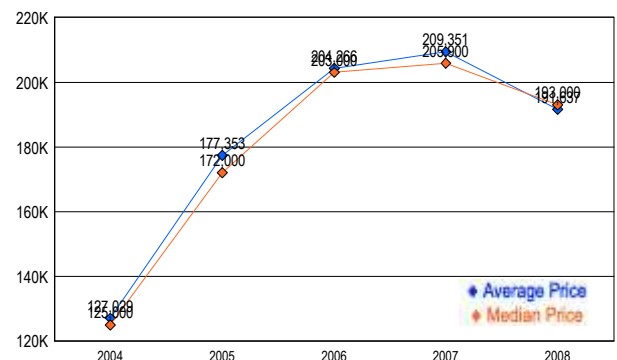
SETTLEMENTS

Price Range	New This Month			Year-To-Date		
	2008	2007	% Change	2008	2007	% Change
0 - 149,999	15	10	50.0	116	164	-29.3
150,000 - 199,999	13	21	-38.1	187	358	-47.8
200,000 - 299,999	12	34	-64.7	241	582	-58.6
300,000 - 399,999	1	2	-50.0	10	61	-83.6
400,000 - 499,999	0	0	0.0	2	3	-33.3
500,000 - 599,999	0	0	0.0	0	0	0.0
600,000 - 699,999	0	0	0.0	0	0	0.0
700,000 - 799,999	0	0	0.0	0	0	0.0
800,000 - 899,999	0	0	0.0	0	0	0.0
900,000 - 999,999	0	0	0.0	0	0	0.0
1,000,000 - 1,249,999	0	0	0.0	0	0	0.0
1,250,000 - 1,499,999	0	0	0.0	0	0	0.0
1,500,000 +	0	0	0.0	0	0	0.0
TOTALS	41	67	-38.8	556	1168	-52.4

MARKET BY PRICE RANGE



AVERAGE & MEDIAN PRICE



DATA SOURCE: Metropolitan Regional Information Systems, Inc. (MRIS)

NOTES: Properties not listed through this Multiple Listing Service are not reflected. The term "sales" represents ratified purchase contracts. Current year information is preliminary and subject to revision. Current year-to-date contract information may not equal the sum of the monthly contract totals reported in