

PRINCE GEORGES COUNTY

Residential Market Report

HOUSING REPORT

CONDO & COOPS

July 2009

LISTINGS

Price Range	New This Month			Total Actives		
	2009	2008	% Change	2009	2008	% Change
0 - 149,999	84	42	100.0	340	169	101.2
150,000 - 199,999	49	57	-14.0	208	240	-13.3
200,000 - 299,999	32	92	-65.2	128	326	-60.7
300,000 - 399,999	0	5	-100.0	6	24	-75.0
400,000 - 499,999	0	1	-100.0	4	3	33.3
500,000 - 599,999	0	1	-100.0	0	3	-100.0
600,000 - 699,999	0	0	0.0	0	0	0.0
700,000 - 799,999	0	0	0.0	0	0	0.0
800,000 - 899,999	0	0	0.0	0	0	0.0
900,000 - 999,999	0	0	0.0	0	0	0.0
1,000,000 - 1,249,999	0	0	0.0	1	0	0.0
1,250,000 - 1,499,999	0	0	0.0	0	0	0.0
1,500,000 +	0	0	0.0	0	0	0.0
TOTALS	165	198	-16.7	687	765	-10.2

CONTRACTS

Price Range	New This Month			Year-To-Date		
	2009	2008	% Change	2009	2008	% Change
0 - 149,999	40	19	110.5	166	90	84.4
150,000 - 199,999	26	25	4.0	102	157	-35.0
200,000 - 299,999	20	18	11.1	90	187	-51.9
300,000 - 399,999	0	3	-100.0	2	10	-80.0
400,000 - 499,999	0	0	0.0	0	0	0.0
500,000 - 599,999	0	0	0.0	0	0	0.0
600,000 - 699,999	0	0	0.0	0	0	0.0
700,000 - 799,999	0	0	0.0	0	0	0.0
800,000 - 899,999	0	0	0.0	0	0	0.0
900,000 - 999,999	0	0	0.0	0	0	0.0
1,000,000 - 1,249,999	0	0	0.0	0	0	0.0
1,250,000 - 1,499,999	0	0	0.0	0	0	0.0
1,500,000 +	0	0	0.0	0	0	0.0
TOTALS	86	65	32.3	360	444	-18.9

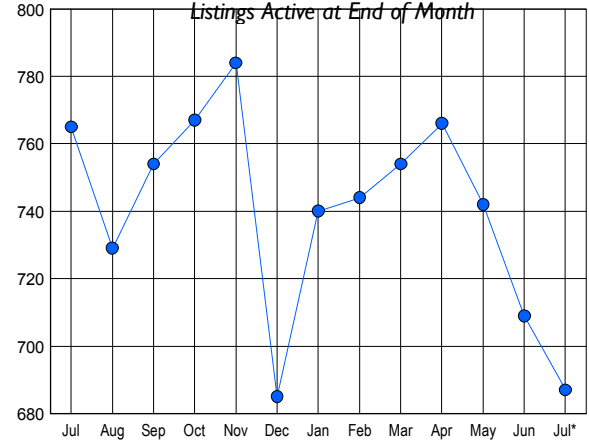
SETTLEMENTS

Price Range	New This Month			Year-To-Date		
	2009	2008	% Change	2009	2008	% Change
0 - 149,999	26	12	116.7	115	64	79.7
150,000 - 199,999	16	12	33.3	64	131	-51.1
200,000 - 299,999	12	20	-40.0	71	176	-59.7
300,000 - 399,999	0	0	0.0	2	7	-71.4
400,000 - 499,999	0	0	0.0	0	2	-100.0
500,000 - 599,999	0	0	0.0	0	0	0.0
600,000 - 699,999	0	0	0.0	0	0	0.0
700,000 - 799,999	0	0	0.0	0	0	0.0
800,000 - 899,999	0	0	0.0	0	0	0.0
900,000 - 999,999	0	0	0.0	0	0	0.0
1,000,000 - 1,249,999	0	0	0.0	0	0	0.0
1,250,000 - 1,499,999	0	0	0.0	0	0	0.0
1,500,000 +	0	0	0.0	0	0	0.0
TOTALS	54	44	22.7	252	380	-33.7

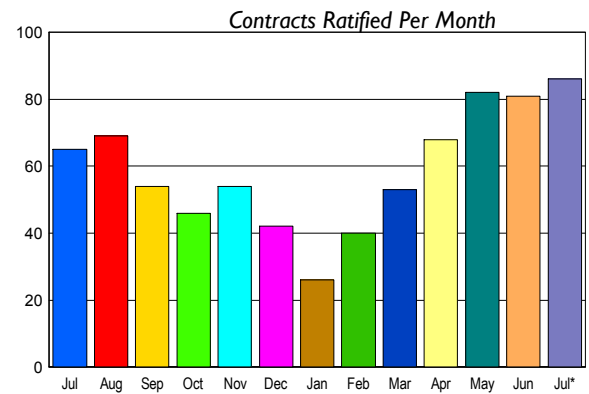
DATA SOURCE: Metropolitan Regional Information Systems, Inc. (MRIS)

NOTES: Properties not listed through this Multiple Listing Service are not reflected. The term "sales" represents ratified purchase contracts. Current year information is preliminary and subject to revision. Current year-to-date contract information may not equal the sum of the monthly contract totals reported in

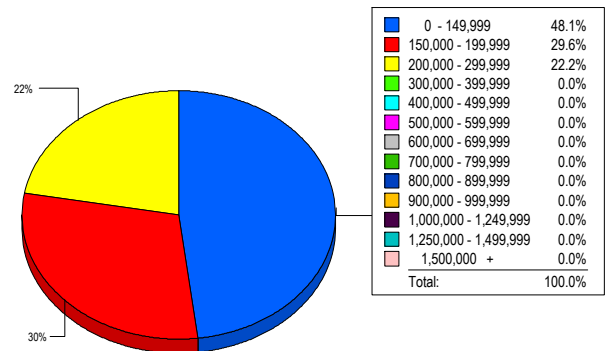
INVENTORY TREND



SALES TREND



MARKET BY PRICE RANGE



AVERAGE & MEDIAN PRICE

