

PRINCE GEORGES COUNTY

Residential Market Report

HOUSING REPORT

CONDO & COOPS

November 2009

LISTINGS

Price Range	New This Month			Total Actives		
	2009	2008	% Change	2009	2008	% Change
0 - 149,999	78	53	47.2	369	243	51.9
150,000 - 199,999	17	51	-66.7	164	248	-33.9
200,000 - 299,999	14	37	-62.2	104	274	-62.0
300,000 - 399,999	0	3	-100.0	4	13	-69.2
400,000 - 499,999	1	0	100.0	3	3	0.0
500,000 - 599,999	0	0	0.0	1	2	-50.0
600,000 - 699,999	0	0	0.0	0	1	-100.0
700,000 - 799,999	0	0	0.0	0	0	0.0
800,000 - 899,999	0	0	0.0	0	0	0.0
900,000 - 999,999	0	0	0.0	0	0	0.0
1,000,000 - 1,249,999	0	0	0.0	1	0	0.0
1,250,000 - 1,499,999	0	0	0.0	0	0	0.0
1,500,000 +	0	0	0.0	1	0	0.0
TOTALS	110	144	-23.6	647	784	-17.5

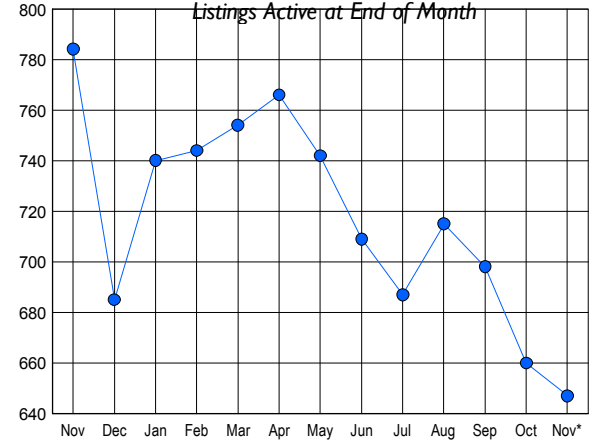
CONTRACTS

Price Range	New This Month			Year-To-Date		
	2009	2008	% Change	2009	2008	% Change
0 - 149,999	50	21	138.1	313	144	117.4
150,000 - 199,999	17	19	-10.5	178	221	-19.5
200,000 - 299,999	8	14	-42.9	125	254	-50.8
300,000 - 399,999	0	0	0.0	3	11	-72.7
400,000 - 499,999	1	0	100.0	2	0	200.0
500,000 - 599,999	0	0	0.0	0	0	0.0
600,000 - 699,999	0	0	0.0	0	0	0.0
700,000 - 799,999	0	0	0.0	0	0	0.0
800,000 - 899,999	0	0	0.0	0	0	0.0
900,000 - 999,999	0	0	0.0	0	0	0.0
1,000,000 - 1,249,999	0	0	0.0	0	0	0.0
1,250,000 - 1,499,999	0	0	0.0	0	0	0.0
1,500,000 +	0	0	0.0	0	0	0.0
TOTALS	76	54	40.7	621	630	-1.4

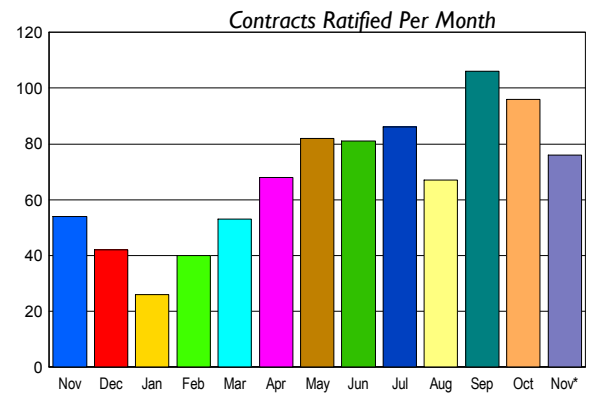
SETTLEMENTS

Price Range	New This Month			Year-To-Date		
	2009	2008	% Change	2009	2008	% Change
0 - 149,999	27	13	107.7	224	131	71.0
150,000 - 199,999	15	18	-16.7	136	206	-34.0
200,000 - 299,999	12	9	33.3	110	253	-56.5
300,000 - 399,999	0	3	-100.0	2	13	-84.6
400,000 - 499,999	0	0	0.0	1	2	-50.0
500,000 - 599,999	0	0	0.0	0	0	0.0
600,000 - 699,999	0	0	0.0	0	0	0.0
700,000 - 799,999	0	0	0.0	0	0	0.0
800,000 - 899,999	0	0	0.0	0	0	0.0
900,000 - 999,999	0	0	0.0	0	0	0.0
1,000,000 - 1,249,999	0	0	0.0	0	0	0.0
1,250,000 - 1,499,999	0	0	0.0	0	0	0.0
1,500,000 +	0	0	0.0	0	0	0.0
TOTALS	54	43	25.6	473	605	-21.8

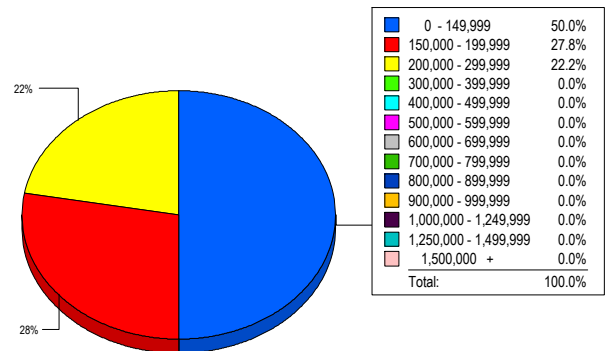
INVENTORY TREND



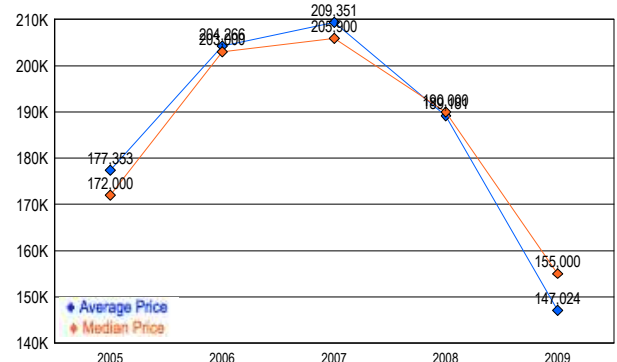
SALES TREND



MARKET BY PRICE RANGE



AVERAGE & MEDIAN PRICE



DATA SOURCE: Metropolitan Regional Information Systems, Inc. (MRIS)

NOTES: Properties not listed through this Multiple Listing Service are not reflected. The term "sales" represents ratified purchase contracts. Current year information is preliminary and subject to revision. Current year-to-date contract information may not equal the sum of the monthly contract totals reported in