

PRINCE GEORGES COUNTY

Residential Market Report

HOUSING REPORT

CONDO & COOPS

December 2009

LISTINGS

Price Range	New This Month			Total Actives		
	2009	2008	% Change	2009	2008	% Change
0 - 149,999	70	44	59.1	332	232	43.1
150,000 - 199,999	26	29	-10.3	150	222	-32.4
200,000 - 299,999	13	30	-56.7	90	216	-58.3
300,000 - 399,999	1	0	100.0	3	10	-70.0
400,000 - 499,999	0	0	0.0	2	2	0.0
500,000 - 599,999	0	0	0.0	1	2	-50.0
600,000 - 699,999	0	1	-100.0	0	1	-100.0
700,000 - 799,999	0	0	0.0	0	0	0.0
800,000 - 899,999	0	0	0.0	0	0	0.0
900,000 - 999,999	0	0	0.0	0	0	0.0
1,000,000 - 1,249,999	0	0	0.0	0	0	0.0
1,250,000 - 1,499,999	0	0	0.0	0	0	0.0
1,500,000 +	1	0	100.0	1	0	0.0
TOTALS	111	104	6.7	579	685	-15.5

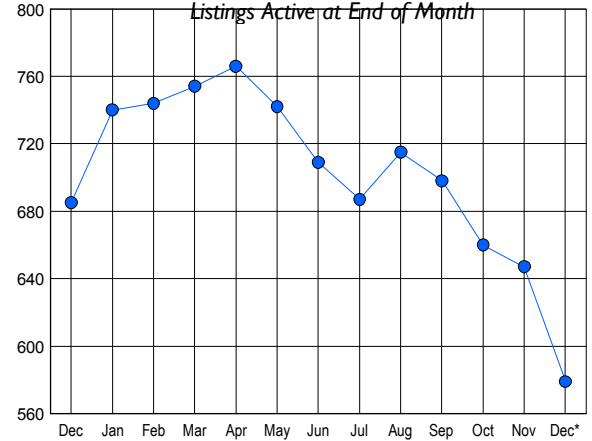
CONTRACTS

Price Range	New This Month			Year-To-Date		
	2009	2008	% Change	2009	2008	% Change
0 - 149,999	43	23	87.0	343	161	113.0
150,000 - 199,999	6	8	-25.0	179	226	-20.8
200,000 - 299,999	6	10	-40.0	128	265	-51.7
300,000 - 399,999	1	1	0.0	4	12	-66.7
400,000 - 499,999	0	0	0.0	2	0	200.0
500,000 - 599,999	0	0	0.0	0	0	0.0
600,000 - 699,999	0	0	0.0	0	0	0.0
700,000 - 799,999	0	0	0.0	0	0	0.0
800,000 - 899,999	0	0	0.0	0	0	0.0
900,000 - 999,999	0	0	0.0	0	0	0.0
1,000,000 - 1,249,999	0	0	0.0	0	0	0.0
1,250,000 - 1,499,999	0	0	0.0	0	0	0.0
1,500,000 +	0	0	0.0	0	0	0.0
TOTALS	56	42	33.3	656	664	-1.2

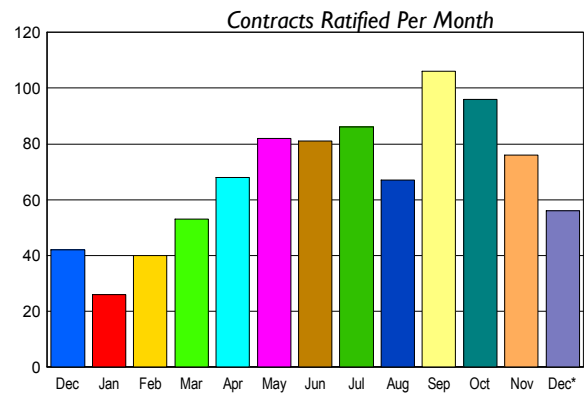
SETTLEMENTS

Price Range	New This Month			Year-To-Date		
	2009	2008	% Change	2009	2008	% Change
0 - 149,999	35	13	169.2	265	145	82.8
150,000 - 199,999	11	6	83.3	152	212	-28.3
200,000 - 299,999	5	6	-16.7	115	261	-55.9
300,000 - 399,999	0	0	0.0	2	13	-84.6
400,000 - 499,999	0	0	0.0	1	2	-50.0
500,000 - 599,999	0	0	0.0	0	0	0.0
600,000 - 699,999	0	0	0.0	0	0	0.0
700,000 - 799,999	0	0	0.0	0	0	0.0
800,000 - 899,999	0	0	0.0	0	0	0.0
900,000 - 999,999	0	0	0.0	0	0	0.0
1,000,000 - 1,249,999	0	0	0.0	0	0	0.0
1,250,000 - 1,499,999	0	0	0.0	0	0	0.0
1,500,000 +	0	0	0.0	0	0	0.0
TOTALS	51	25	104.0	535	633	-15.5

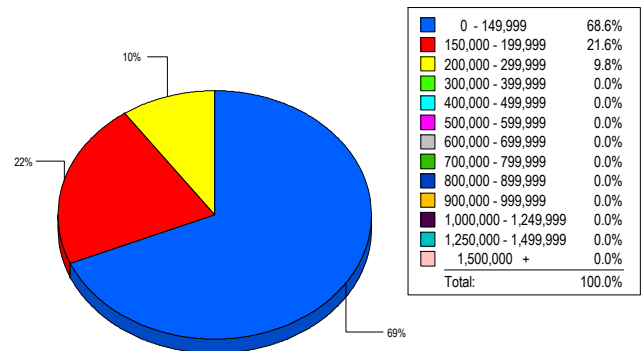
INVENTORY TREND



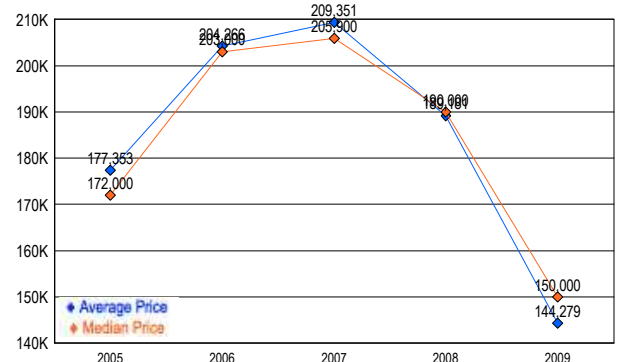
SALES TREND



MARKET BY PRICE RANGE



AVERAGE & MEDIAN PRICE



DATA SOURCE: Metropolitan Regional Information Systems, Inc. (MRIS)

NOTES: Properties not listed through this Multiple Listing Service are not reflected. The term "sales" represents ratified purchase contracts. Current year information is preliminary and subject to revision. Current year-to-date contract information may not equal the sum of the monthly contract totals reported in