

PRINCE GEORGES COUNTY

Residential Market Report

HOUSING REPORT

CONDO & COOPS

September 2010

LISTINGS

Price Range	New This Month			Total Actives		
	2010	2009	% Change	2010	2009	% Change
0 - 149,999	120	80	50.0	491	352	39.5
150,000 - 199,999	37	53	-30.2	153	204	-25.0
200,000 - 299,999	10	44	-77.3	77	128	-39.8
300,000 - 399,999	3	2	50.0	8	7	14.3
400,000 - 499,999	0	0	0.0	2	5	-60.0
500,000 - 599,999	0	0	0.0	3	0	0.0
600,000 - 699,999	0	0	0.0	1	0	0.0
700,000 - 799,999	0	0	0.0	1	0	0.0
800,000 - 899,999	0	0	0.0	0	1	-100.0
900,000 - 999,999	0	0	0.0	0	0	0.0
1,000,000 - 1,249,999	0	0	0.0	0	1	-100.0
1,250,000 - 1,499,999	0	0	0.0	0	0	0.0
1,500,000 +	0	0	0.0	1	0	0.0
TOTALS	170	179	-5.0	737	698	5.6

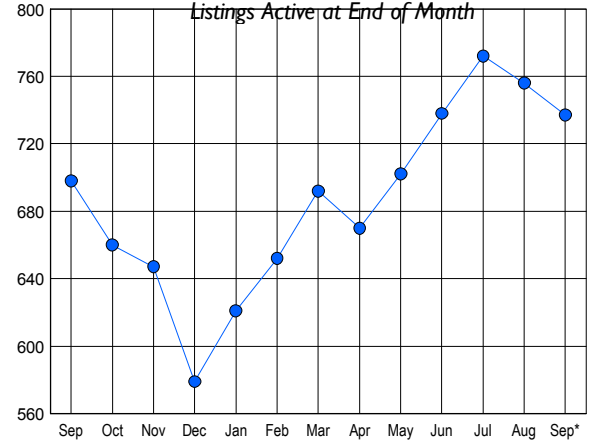
CONTRACTS

Price Range	New This Month			Year-To-Date		
	2010	2009	% Change	2010	2009	% Change
0 - 149,999	62	56	10.7	461	242	90.5
150,000 - 199,999	11	30	-63.3	110	139	-20.9
200,000 - 299,999	7	20	-65.0	74	106	-30.2
300,000 - 399,999	1	0	100.0	8	2	300.0
400,000 - 499,999	0	0	0.0	0	1	-100.0
500,000 - 599,999	0	0	0.0	1	0	100.0
600,000 - 699,999	0	0	0.0	0	0	0.0
700,000 - 799,999	0	0	0.0	0	0	0.0
800,000 - 899,999	0	0	0.0	0	0	0.0
900,000 - 999,999	0	0	0.0	0	0	0.0
1,000,000 - 1,249,999	0	0	0.0	0	0	0.0
1,250,000 - 1,499,999	0	0	0.0	0	0	0.0
1,500,000 +	0	0	0.0	0	0	0.0
TOTALS	81	106	-23.6	654	490	33.5

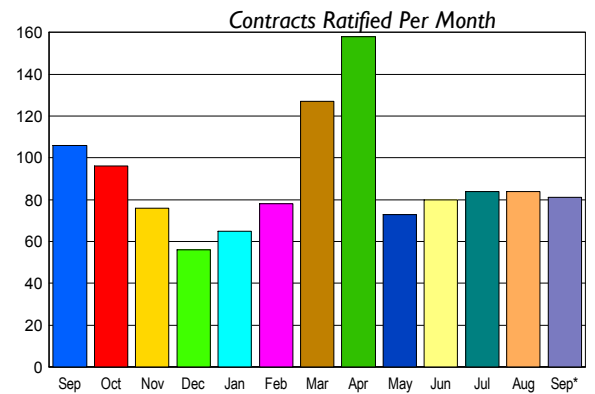
SETTLEMENTS

Price Range	New This Month			Year-To-Date		
	2010	2009	% Change	2010	2009	% Change
0 - 149,999	47	16	193.8	384	161	138.5
150,000 - 199,999	1	9	-88.9	100	89	12.4
200,000 - 299,999	5	6	-16.7	67	88	-23.9
300,000 - 399,999	0	0	0.0	5	2	150.0
400,000 - 499,999	0	0	0.0	0	1	-100.0
500,000 - 599,999	0	0	0.0	1	0	-100.0
600,000 - 699,999	0	0	0.0	0	0	0.0
700,000 - 799,999	0	0	0.0	0	0	0.0
800,000 - 899,999	0	0	0.0	0	0	0.0
900,000 - 999,999	0	0	0.0	0	0	0.0
1,000,000 - 1,249,999	0	0	0.0	0	0	0.0
1,250,000 - 1,499,999	0	0	0.0	0	0	0.0
1,500,000 +	0	1	-100.0	0	1	-100.0
TOTALS	53	32	65.6	557	342	62.9

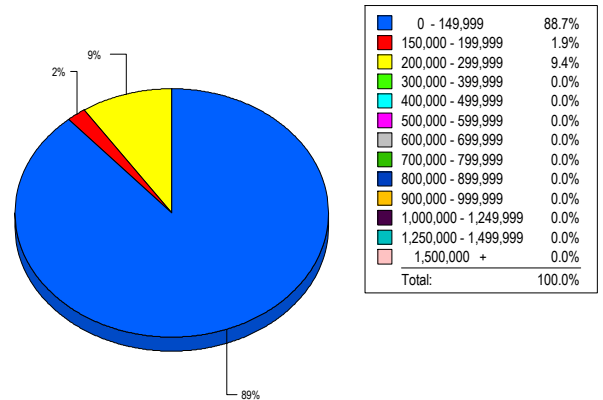
INVENTORY TREND



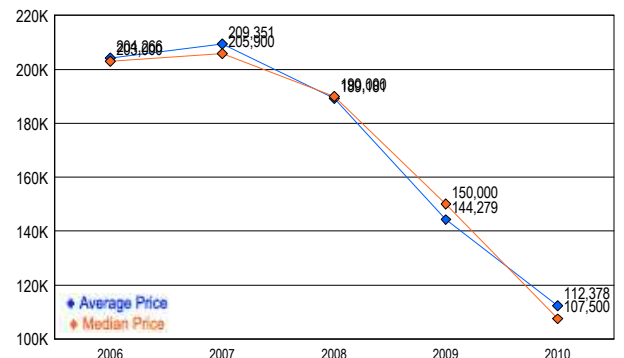
SALES TREND



MARKET BY PRICE RANGE



AVERAGE & MEDIAN PRICE



DATA SOURCE: Metropolitan Regional Information Systems, Inc. (MRIS)

NOTES: Properties not listed through this Multiple Listing Service are not reflected. The term "sales" represents ratified purchase contracts. Current year information is preliminary and subject to revision. Current year-to-date contract information may not equal the sum of the monthly contract totals reported in