

PRINCE GEORGES COUNTY

Residential Market Report

HOUSING REPORT

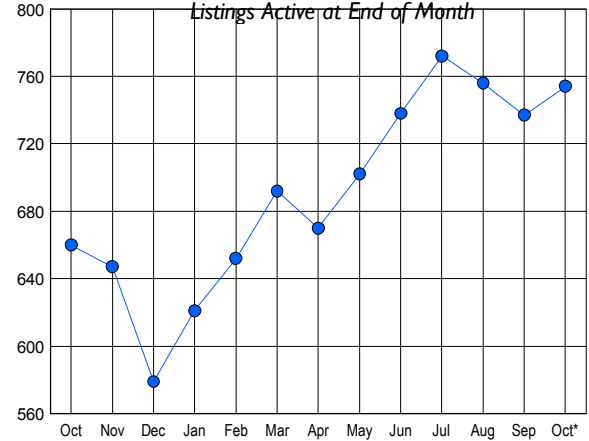
CONDO & COOPS

October 2010

LISTINGS

Price Range	New This Month			Total Actives		
	2010	2009	% Change	2010	2009	% Change
0 - 149,999	117	80	46.3	515	369	39.6
150,000 - 199,999	35	36	-2.8	150	175	-14.3
200,000 - 299,999	17	24	-29.2	72	106	-32.1
300,000 - 399,999	3	0	300.0	10	4	150.0
400,000 - 499,999	0	0	0.0	1	4	-75.0
500,000 - 599,999	1	1	0.0	3	1	200.0
600,000 - 699,999	0	0	0.0	1	0	0.0
700,000 - 799,999	0	0	0.0	1	0	0.0
800,000 - 899,999	0	0	0.0	0	0	0.0
900,000 - 999,999	0	0	0.0	0	0	0.0
1,000,000 - 1,249,999	0	0	0.0	0	1	-100.0
1,250,000 - 1,499,999	0	0	0.0	0	0	0.0
1,500,000 +	0	0	0.0	1	0	0.0
TOTALS	173	141	22.7	754	660	14.2

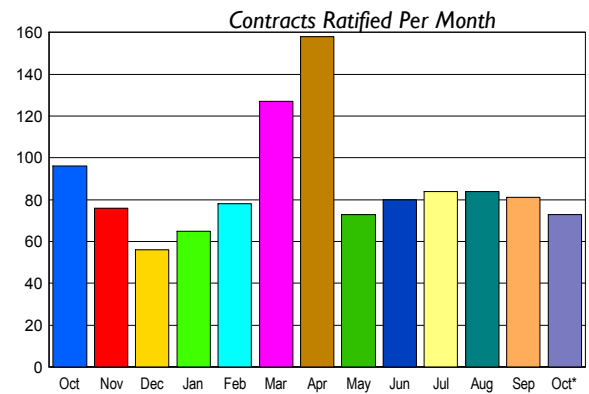
INVENTORY TREND



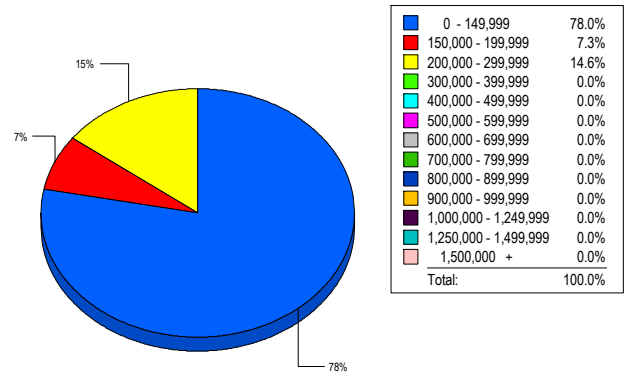
CONTRACTS

Price Range	New This Month			Year-To-Date		
	2010	2009	% Change	2010	2009	% Change
0 - 149,999	59	46	28.3	494	275	79.6
150,000 - 199,999	13	33	-60.6	118	169	-30.2
200,000 - 299,999	1	16	-93.8	76	119	-36.1
300,000 - 399,999	0	1	-100.0	6	3	100.0
400,000 - 499,999	0	0	0.0	0	1	-100.0
500,000 - 599,999	0	0	0.0	1	0	100.0
600,000 - 699,999	0	0	0.0	0	0	0.0
700,000 - 799,999	0	0	0.0	0	0	0.0
800,000 - 899,999	0	0	0.0	0	0	0.0
900,000 - 999,999	0	0	0.0	0	0	0.0
1,000,000 - 1,249,999	0	0	0.0	0	0	0.0
1,250,000 - 1,499,999	0	0	0.0	0	0	0.0
1,500,000 +	0	0	0.0	0	0	0.0
TOTALS	73	96	-24.0	695	567	22.6

SALES TREND



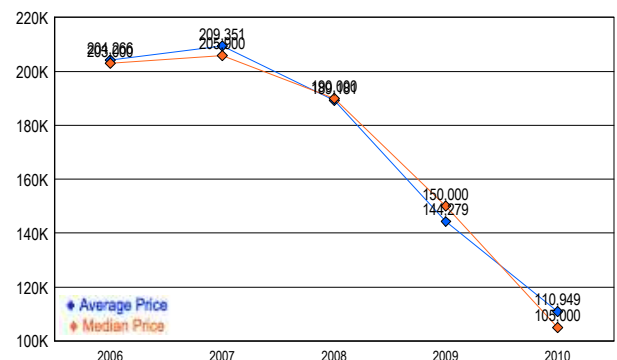
MARKET BY PRICE RANGE



SETTLEMENTS

Price Range	New This Month			Year-To-Date		
	2010	2009	% Change	2010	2009	% Change
0 - 149,999	32	25	28.0	426	191	123.0
150,000 - 199,999	3	23	-87.0	103	117	-12.0
200,000 - 299,999	6	8	-25.0	74	96	-22.9
300,000 - 399,999	0	0	0.0	5	2	150.0
400,000 - 499,999	0	0	0.0	0	1	-100.0
500,000 - 599,999	0	0	0.0	1	0	-100.0
600,000 - 699,999	0	0	0.0	0	0	0.0
700,000 - 799,999	0	0	0.0	0	0	0.0
800,000 - 899,999	0	0	0.0	0	0	0.0
900,000 - 999,999	0	0	0.0	0	0	0.0
1,000,000 - 1,249,999	0	0	0.0	0	0	0.0
1,250,000 - 1,499,999	0	0	0.0	0	0	0.0
1,500,000 +	0	0	0.0	0	0	0.0
TOTALS	41	56	-26.8	609	407	49.6

AVERAGE & MEDIAN PRICE



DATA SOURCE: Metropolitan Regional Information Systems, Inc. (MRIS)

NOTES: Properties not listed through this Multiple Listing Service are not reflected. The term "sales" represents ratified purchase contracts. Current year information is preliminary and subject to revision. Current year-to-date contract information may not equal the sum of the monthly contract totals reported in