

PRINCE GEORGES COUNTY

Residential Market Report

HOUSING REPORT

CONDO & COOPS

November 2010

LISTINGS

Price Range	New This Month			Total Actives		
	2010	2009	% Change	2010	2009	% Change
0 - 149,999	120	78	53.8	512	369	38.8
150,000 - 199,999	28	17	64.7	151	164	-7.9
200,000 - 299,999	10	14	-28.6	69	104	-33.7
300,000 - 399,999	1	0	100.0	9	4	125.0
400,000 - 499,999	0	1	-100.0	1	3	-66.7
500,000 - 599,999	1	0	100.0	4	1	300.0
600,000 - 699,999	0	0	0.0	1	0	0.0
700,000 - 799,999	0	0	0.0	1	0	0.0
800,000 - 899,999	0	0	0.0	0	0	0.0
900,000 - 999,999	0	0	0.0	0	0	0.0
1,000,000 - 1,249,999	0	0	0.0	0	1	-100.0
1,250,000 - 1,499,999	0	0	0.0	0	0	0.0
1,500,000 +	0	0	0.0	1	1	0.0
TOTALS	160	110	45.5	749	647	15.8

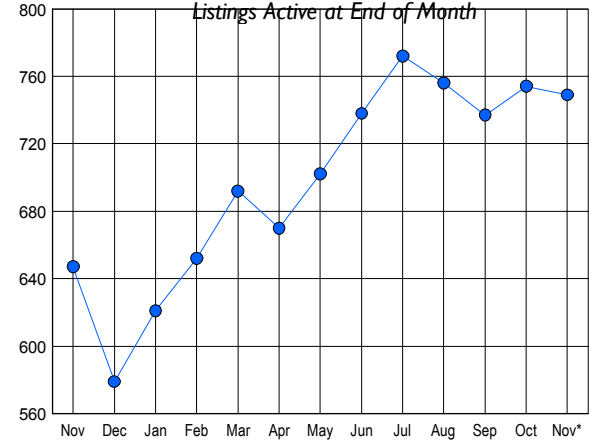
CONTRACTS

Price Range	New This Month			Year-To-Date		
	2010	2009	% Change	2010	2009	% Change
0 - 149,999	68	50	36.0	555	313	77.3
150,000 - 199,999	6	17	-64.7	123	178	-30.9
200,000 - 299,999	5	8	-37.5	79	125	-36.8
300,000 - 399,999	1	0	100.0	6	3	100.0
400,000 - 499,999	0	1	-100.0	0	2	-100.0
500,000 - 599,999	0	0	0.0	1	0	100.0
600,000 - 699,999	0	0	0.0	0	0	0.0
700,000 - 799,999	0	0	0.0	0	0	0.0
800,000 - 899,999	0	0	0.0	0	0	0.0
900,000 - 999,999	0	0	0.0	0	0	0.0
1,000,000 - 1,249,999	0	0	0.0	0	0	0.0
1,250,000 - 1,499,999	0	0	0.0	0	0	0.0
1,500,000 +	0	0	0.0	0	0	0.0
TOTALS	80	76	5.3	764	621	23.0

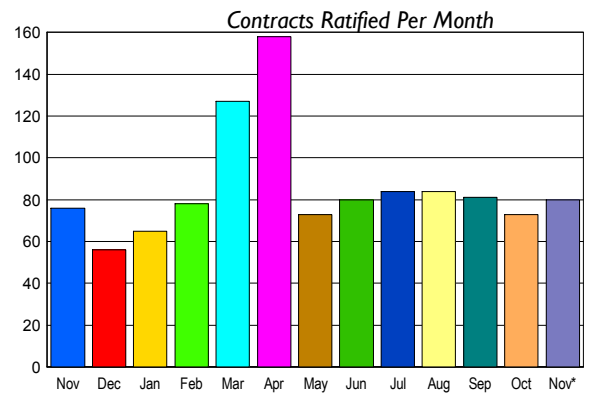
SETTLEMENTS

Price Range	New This Month			Year-To-Date		
	2010	2009	% Change	2010	2009	% Change
0 - 149,999	25	27	-7.4	457	224	104.0
150,000 - 199,999	11	15	-26.7	115	136	-15.4
200,000 - 299,999	2	12	-83.3	76	110	-30.9
300,000 - 399,999	0	0	0.0	5	2	150.0
400,000 - 499,999	0	0	0.0	0	1	-100.0
500,000 - 599,999	0	0	0.0	1	0	-100.0
600,000 - 699,999	0	0	0.0	0	0	0.0
700,000 - 799,999	0	0	0.0	0	0	0.0
800,000 - 899,999	0	0	0.0	0	0	0.0
900,000 - 999,999	0	0	0.0	0	0	0.0
1,000,000 - 1,249,999	0	0	0.0	0	0	0.0
1,250,000 - 1,499,999	0	0	0.0	0	0	0.0
1,500,000 +	0	0	0.0	0	0	0.0
TOTALS	38	54	-29.6	654	473	38.3

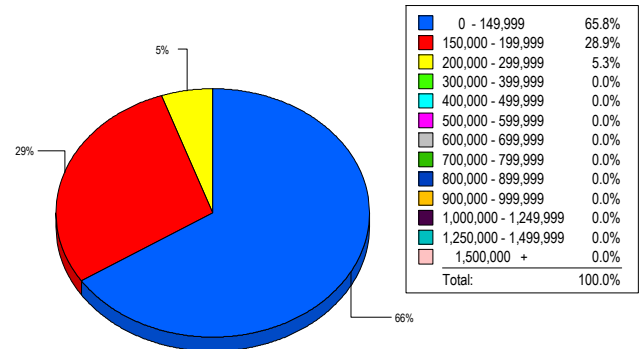
INVENTORY TREND



SALES TREND



MARKET BY PRICE RANGE



AVERAGE & MEDIAN PRICE



DATA SOURCE: Metropolitan Regional Information Systems, Inc. (MRIS)

NOTES: Properties not listed through this Multiple Listing Service are not reflected. The term "sales" represents ratified purchase contracts. Current year information is preliminary and subject to revision. Current year-to-date contract information may not equal the sum of the monthly contract totals reported in