

PRINCE GEORGES COUNTY

Residential Market Report

HOUSING REPORT

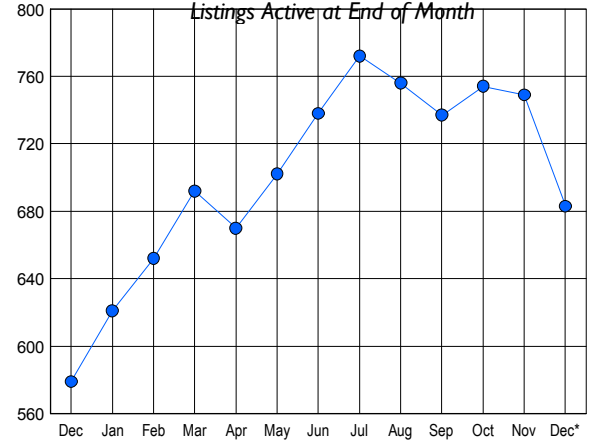
CONDO & COOPS

December 2010

LISTINGS

Price Range	New This Month			Total Actives		
	2010	2009	% Change	2010	2009	% Change
0 - 149,999	102	70	45.7	493	332	48.5
150,000 - 199,999	16	26	-38.5	119	150	-20.7
200,000 - 299,999	8	13	-38.5	60	90	-33.3
300,000 - 399,999	0	1	-100.0	5	3	66.7
400,000 - 499,999	0	0	0.0	2	2	0.0
500,000 - 599,999	0	0	0.0	3	1	200.0
600,000 - 699,999	0	0	0.0	0	0	0.0
700,000 - 799,999	0	0	0.0	1	0	0.0
800,000 - 899,999	0	0	0.0	0	0	0.0
900,000 - 999,999	0	0	0.0	0	0	0.0
1,000,000 - 1,249,999	0	0	0.0	0	0	0.0
1,250,000 - 1,499,999	0	0	0.0	0	0	0.0
1,500,000 +	0	1	-100.0	0	1	-100.0
TOTALS	126	111	13.5	683	579	18.0

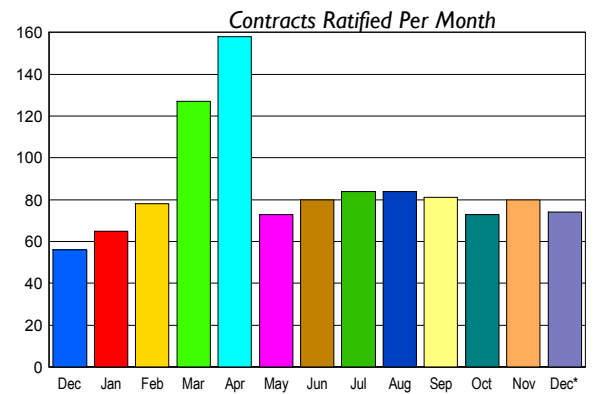
INVENTORY TREND



CONTRACTS

Price Range	New This Month			Year-To-Date		
	2010	2009	% Change	2010	2009	% Change
0 - 149,999	62	43	44.2	601	343	75.2
150,000 - 199,999	9	6	50.0	129	179	-27.9
200,000 - 299,999	2	6	-66.7	80	128	-37.5
300,000 - 399,999	1	1	0.0	8	4	100.0
400,000 - 499,999	0	0	0.0	0	2	-100.0
500,000 - 599,999	0	0	0.0	1	0	100.0
600,000 - 699,999	0	0	0.0	0	0	0.0
700,000 - 799,999	0	0	0.0	0	0	0.0
800,000 - 899,999	0	0	0.0	0	0	0.0
900,000 - 999,999	0	0	0.0	0	0	0.0
1,000,000 - 1,249,999	0	0	0.0	0	0	0.0
1,250,000 - 1,499,999	0	0	0.0	0	0	0.0
1,500,000 +	0	0	0.0	0	0	0.0
TOTALS	74	56	32.1	819	656	24.8

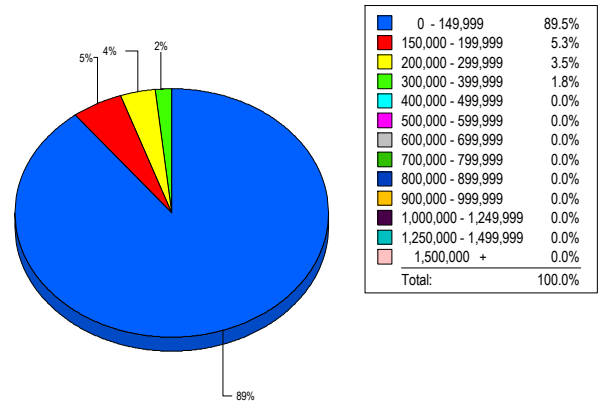
SALES TREND



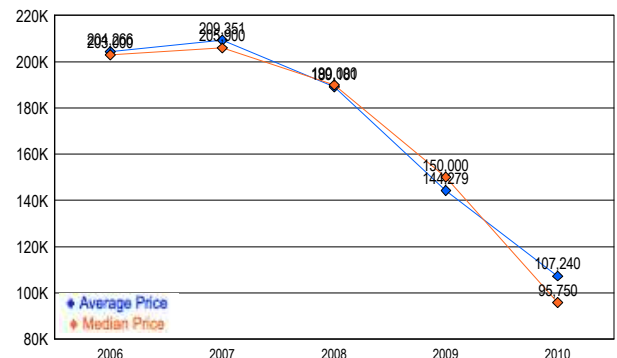
SETTLEMENTS

Price Range	New This Month			Year-To-Date		
	2010	2009	% Change	2010	2009	% Change
0 - 149,999	51	35	45.7	513	265	93.6
150,000 - 199,999	3	11	-72.7	118	152	-22.4
200,000 - 299,999	2	5	-60.0	78	115	-32.2
300,000 - 399,999	1	0	100.0	6	2	200.0
400,000 - 499,999	0	0	0.0	0	1	-100.0
500,000 - 599,999	0	0	0.0	1	0	-100.0
600,000 - 699,999	0	0	0.0	0	0	0.0
700,000 - 799,999	0	0	0.0	0	0	0.0
800,000 - 899,999	0	0	0.0	0	0	0.0
900,000 - 999,999	0	0	0.0	0	0	0.0
1,000,000 - 1,249,999	0	0	0.0	0	0	0.0
1,250,000 - 1,499,999	0	0	0.0	0	0	0.0
1,500,000 +	0	0	0.0	0	0	0.0
TOTALS	57	51	11.8	716	535	33.8

MARKET BY PRICE RANGE



AVERAGE & MEDIAN PRICE



DATA SOURCE: Metropolitan Regional Information Systems, Inc. (MRIS)

NOTES: Properties not listed through this Multiple Listing Service are not reflected. The term "sales" represents ratified purchase contracts. Current year information is preliminary and subject to revision. Current year- to- date contract information may not equal the sum of the monthly contract totals reported in