

PRINCE GEORGES COUNTY

Residential Market Report

HOUSING REPORT

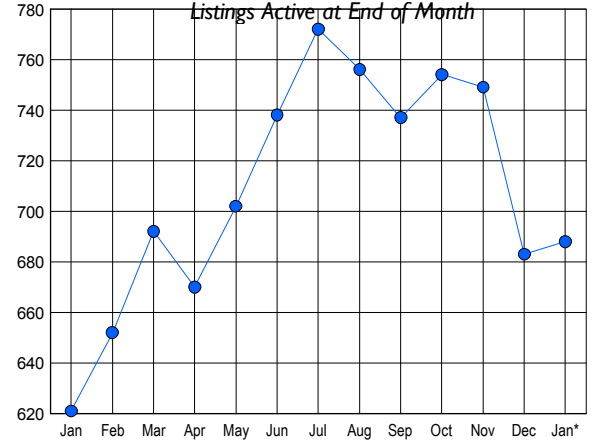
CONDO & COOPS

January 2011

LISTINGS

Price Range	New This Month			Total Actives		
	2011	2010	% Change	2011	2010	% Change
0 - 149,999	120	87	37.9	500	363	37.7
150,000 - 199,999	28	36	-22.2	118	159	-25.8
200,000 - 299,999	10	15	-33.3	58	93	-37.6
300,000 - 399,999	1	2	-50.0	6	2	200.0
400,000 - 499,999	1	2	-50.0	2	2	0.0
500,000 - 599,999	0	1	-100.0	2	1	100.0
600,000 - 699,999	0	0	0.0	0	0	0.0
700,000 - 799,999	0	0	0.0	1	0	0.0
800,000 - 899,999	1	0	100.0	1	0	0.0
900,000 - 999,999	0	0	0.0	0	0	0.0
1,000,000 - 1,249,999	0	0	0.0	0	0	0.0
1,250,000 - 1,499,999	0	0	0.0	0	0	0.0
1,500,000 +	0	0	0.0	0	1	-100.0
TOTALS	161	143	12.6	688	621	10.8

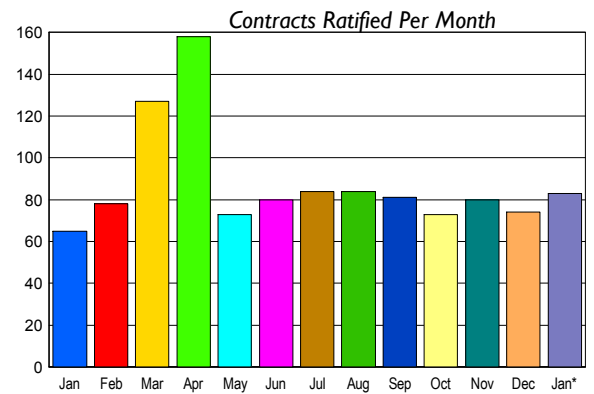
INVENTORY TREND



CONTRACTS

Price Range	New This Month			Year-To-Date		
	2011	2010	% Change	2011	2010	% Change
0 - 149,999	72	37	94.6	72	37	94.6
150,000 - 199,999	6	17	-64.7	6	17	-64.7
200,000 - 299,999	5	8	-37.5	5	8	-37.5
300,000 - 399,999	0	2	-100.0	0	2	-100.0
400,000 - 499,999	0	0	0.0	0	0	0.0
500,000 - 599,999	0	1	-100.0	0	1	-100.0
600,000 - 699,999	0	0	0.0	0	0	0.0
700,000 - 799,999	0	0	0.0	0	0	0.0
800,000 - 899,999	0	0	0.0	0	0	0.0
900,000 - 999,999	0	0	0.0	0	0	0.0
1,000,000 - 1,249,999	0	0	0.0	0	0	0.0
1,250,000 - 1,499,999	0	0	0.0	0	0	0.0
1,500,000 +	0	0	0.0	0	0	0.0
TOTALS	83	65	27.7	83	65	27.7

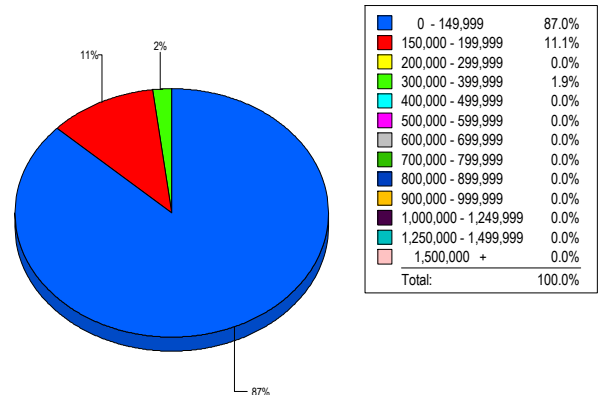
SALES TREND



SETTLEMENTS

Price Range	New This Month			Year-To-Date		
	2011	2010	% Change	2011	2010	% Change
0 - 149,999	47	32	46.9	47	32	46.9
150,000 - 199,999	6	6	0.0	6	6	0.0
200,000 - 299,999	0	5	-100.0	0	5	-100.0
300,000 - 399,999	1	2	-50.0	1	2	-50.0
400,000 - 499,999	0	0	0.0	0	0	0.0
500,000 - 599,999	0	1	-100.0	0	1	-100.0
600,000 - 699,999	0	0	0.0	0	0	0.0
700,000 - 799,999	0	0	0.0	0	0	0.0
800,000 - 899,999	0	0	0.0	0	0	0.0
900,000 - 999,999	0	0	0.0	0	0	0.0
1,000,000 - 1,249,999	0	0	0.0	0	0	0.0
1,250,000 - 1,499,999	0	0	0.0	0	0	0.0
1,500,000 +	0	0	0.0	0	0	0.0
TOTALS	54	46	17.4	54	46	17.4

MARKET BY PRICE RANGE



AVERAGE & MEDIAN PRICE



DATA SOURCE: Metropolitan Regional Information Systems, Inc. (MRIS)

NOTES: Properties not listed through this Multiple Listing Service are not reflected. The term "sales" represents ratified purchase contracts. Current year information is preliminary and subject to revision. Current year-to-date contract information may not equal the sum of the monthly contract totals reported in