

PRINCE GEORGES COUNTY

Residential Market Report

HOUSING REPORT

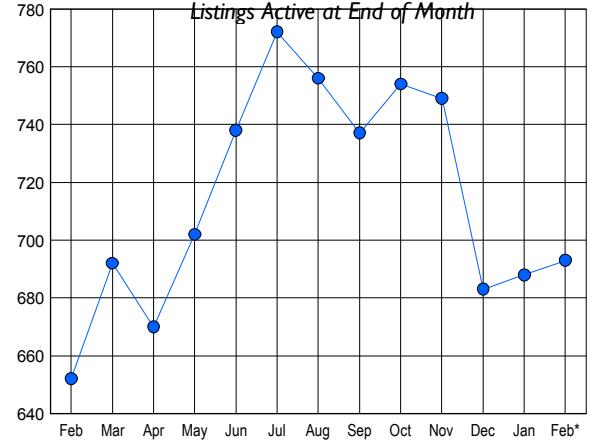
CONDO & COOPS

February 2011

LISTINGS

Price Range	New This Month			Total Actives		
	2011	2010	% Change	2011	2010	% Change
0 - 149,999	121	84	44.0	498	378	31.7
150,000 - 199,999	19	32	-40.6	120	163	-26.4
200,000 - 299,999	17	24	-29.2	62	105	-41.0
300,000 - 399,999	1	0	100.0	7	2	250.0
400,000 - 499,999	0	1	-100.0	2	3	-33.3
500,000 - 599,999	0	0	0.0	2	1	100.0
600,000 - 699,999	0	0	0.0	0	0	0.0
700,000 - 799,999	0	0	0.0	1	0	0.0
800,000 - 899,999	0	0	0.0	1	0	0.0
900,000 - 999,999	0	0	0.0	0	0	0.0
1,000,000 - 1,249,999	0	0	0.0	0	0	0.0
1,250,000 - 1,499,999	0	0	0.0	0	0	0.0
1,500,000 +	0	0	0.0	0	0	0.0
TOTALS	158	141	12.1	693	652	6.3

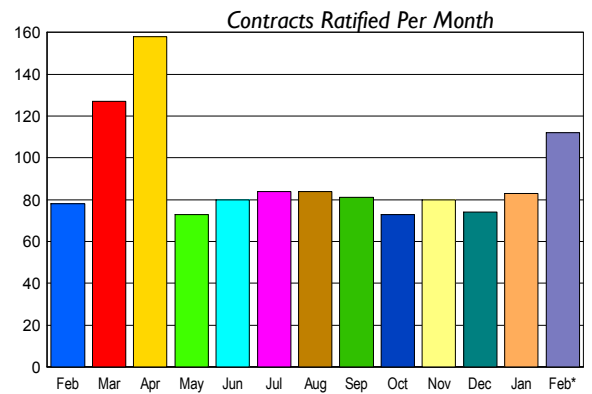
INVENTORY TREND



CONTRACTS

Price Range	New This Month			Year-To-Date		
	2011	2010	% Change	2011	2010	% Change
0 - 149,999	93	51	82.4	163	89	83.1
150,000 - 199,999	10	12	-16.7	18	27	-33.3
200,000 - 299,999	7	15	-53.3	12	22	-45.5
300,000 - 399,999	1	0	100.0	1	2	-50.0
400,000 - 499,999	0	0	0.0	0	0	0.0
500,000 - 599,999	1	0	100.0	1	1	0.0
600,000 - 699,999	0	0	0.0	0	0	0.0
700,000 - 799,999	0	0	0.0	0	0	0.0
800,000 - 899,999	0	0	0.0	0	0	0.0
900,000 - 999,999	0	0	0.0	0	0	0.0
1,000,000 - 1,249,999	0	0	0.0	0	0	0.0
1,250,000 - 1,499,999	0	0	0.0	0	0	0.0
1,500,000 +	0	0	0.0	0	0	0.0
TOTALS	112	78	43.6	195	141	38.3

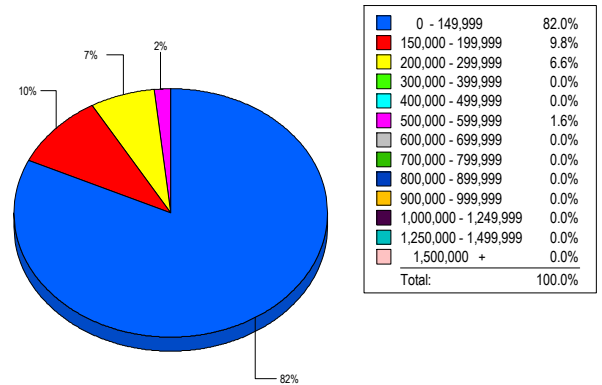
SALES TREND



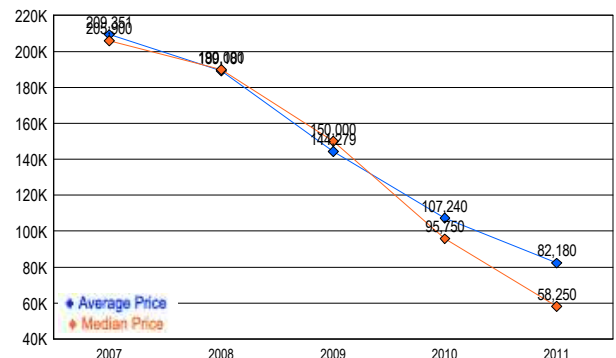
SETTLEMENTS

Price Range	New This Month			Year-To-Date		
	2011	2010	% Change	2011	2010	% Change
0 - 149,999	50	14	257.1	101	47	114.9
150,000 - 199,999	6	7	-14.3	13	15	-13.3
200,000 - 299,999	4	3	33.3	4	9	-55.6
300,000 - 399,999	0	0	0.0	1	2	-50.0
400,000 - 499,999	0	0	0.0	0	0	0.0
500,000 - 599,999	1	0	100.0	1	1	0.0
600,000 - 699,999	0	0	0.0	0	0	0.0
700,000 - 799,999	0	0	0.0	0	0	0.0
800,000 - 899,999	0	0	0.0	0	0	0.0
900,000 - 999,999	0	0	0.0	0	0	0.0
1,000,000 - 1,249,999	0	0	0.0	0	0	0.0
1,250,000 - 1,499,999	0	0	0.0	0	0	0.0
1,500,000 +	0	0	0.0	0	0	0.0
TOTALS	61	24	154.2	120	74	62.2

MARKET BY PRICE RANGE



AVERAGE & MEDIAN PRICE



DATA SOURCE: Metropolitan Regional Information Systems, Inc. (MRIS)

NOTES: Properties not listed through this Multiple Listing Service are not reflected. The term "sales" represents ratified purchase contracts. Current year information is preliminary and subject to revision. Current year- to- date contract information may not equal the sum of the monthly contract totals reported in