

PRINCE GEORGES COUNTY

Residential Market Report

HOUSING REPORT

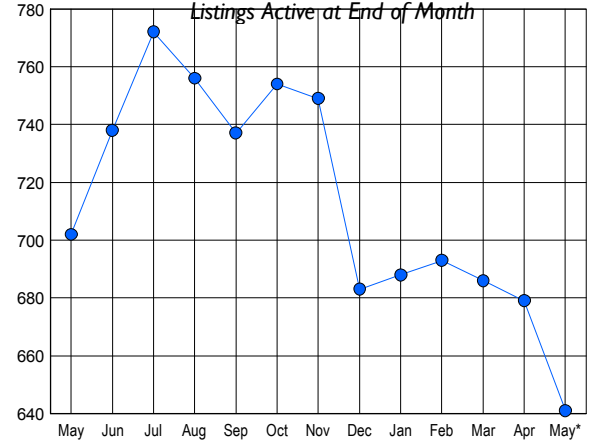
CONDO & COOPS

May 2011

LISTINGS

Price Range	New This Month			Total Actives		
	2011	2010	% Change	2011	2010	% Change
0 - 149,999	103	98	5.1	458	417	9.8
150,000 - 199,999	30	37	-18.9	109	166	-34.3
200,000 - 299,999	12	26	-53.8	58	104	-44.2
300,000 - 399,999	1	1	0.0	9	7	28.6
400,000 - 499,999	0	2	-100.0	3	2	50.0
500,000 - 599,999	0	1	-100.0	1	3	-66.7
600,000 - 699,999	0	0	0.0	1	1	0.0
700,000 - 799,999	0	0	0.0	0	1	-100.0
800,000 - 899,999	0	0	0.0	1	0	0.0
900,000 - 999,999	0	0	0.0	0	0	0.0
1,000,000 - 1,249,999	0	0	0.0	0	0	0.0
1,250,000 - 1,499,999	0	0	0.0	0	0	0.0
1,500,000 +	0	0	0.0	1	1	0.0
TOTALS	146	165	-11.5	641	702	-8.7

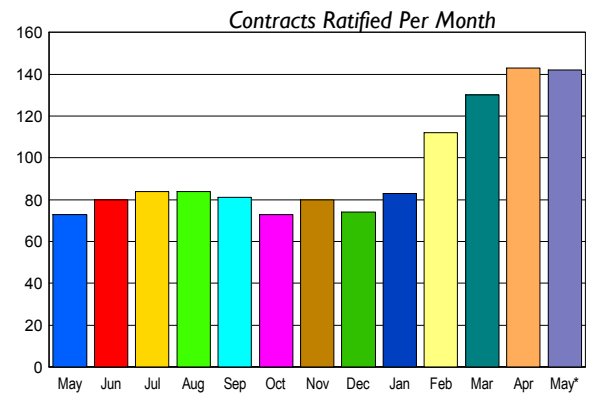
INVENTORY TREND



CONTRACTS

Price Range	New This Month			Year-To-Date		
	2011	2010	% Change	2011	2010	% Change
0 - 149,999	122	51	139.2	479	298	60.7
150,000 - 199,999	14	12	16.7	46	80	-42.5
200,000 - 299,999	6	9	-33.3	29	60	-51.7
300,000 - 399,999	0	1	-100.0	2	5	-60.0
400,000 - 499,999	0	0	0.0	1	0	100.0
500,000 - 599,999	0	0	0.0	2	1	100.0
600,000 - 699,999	0	0	0.0	0	0	0.0
700,000 - 799,999	0	0	0.0	0	0	0.0
800,000 - 899,999	0	0	0.0	0	0	0.0
900,000 - 999,999	0	0	0.0	0	0	0.0
1,000,000 - 1,249,999	0	0	0.0	0	0	0.0
1,250,000 - 1,499,999	0	0	0.0	0	0	0.0
1,500,000 +	0	0	0.0	0	0	0.0
TOTALS	142	73	94.5	559	444	25.9

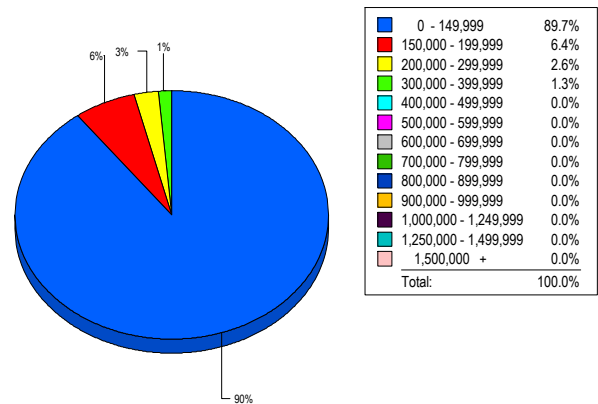
SALES TREND



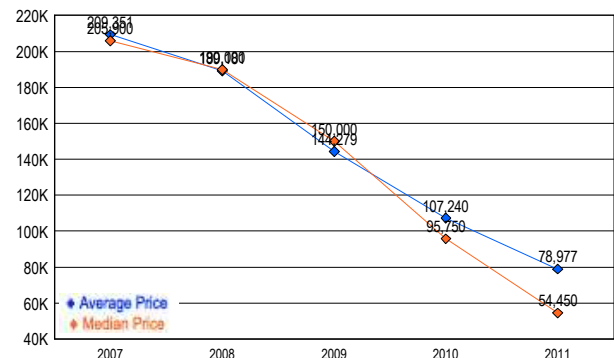
SETTLEMENTS

Price Range	New This Month			Year-To-Date		
	2011	2010	% Change	2011	2010	% Change
0 - 149,999	70	52	34.6	324	193	67.9
150,000 - 199,999	5	10	-50.0	36	59	-39.0
200,000 - 299,999	2	8	-75.0	15	37	-59.5
300,000 - 399,999	1	0	100.0	4	3	33.3
400,000 - 499,999	0	0	0.0	0	0	0.0
500,000 - 599,999	0	0	0.0	1	1	0.0
600,000 - 699,999	0	0	0.0	0	0	0.0
700,000 - 799,999	0	0	0.0	0	0	0.0
800,000 - 899,999	0	0	0.0	0	0	0.0
900,000 - 999,999	0	0	0.0	0	0	0.0
1,000,000 - 1,249,999	0	0	0.0	0	0	0.0
1,250,000 - 1,499,999	0	0	0.0	0	0	0.0
1,500,000 +	0	0	0.0	0	0	0.0
TOTALS	78	70	11.4	380	293	29.7

MARKET BY PRICE RANGE



AVERAGE & MEDIAN PRICE



DATA SOURCE: Metropolitan Regional Information Systems, Inc. (MRIS)

NOTES: Properties not listed through this Multiple Listing Service are not reflected. The term "sales" represents ratified purchase contracts. Current year information is preliminary and subject to revision. Current year-to-date contract information may not equal the sum of the monthly contract totals reported in