

LISTINGS

Price Range	New This Month			Total Actives		
	2011	2010	% Change	2011	2010	% Change
0 - 149,999	113	114	-0.9	418	442	-5.4
150,000 - 199,999	23	42	-45.2	111	169	-34.3
200,000 - 299,999	8	22	-63.6	56	110	-49.1
300,000 - 399,999	0	1	-100.0	9	8	12.5
400,000 - 499,999	1	0	100.0	3	2	50.0
500,000 - 599,999	0	0	0.0	1	3	-66.7
600,000 - 699,999	0	1	-100.0	2	2	0.0
700,000 - 799,999	0	0	0.0	0	1	-100.0
800,000 - 899,999	0	0	0.0	1	0	0.0
900,000 - 999,999	0	0	0.0	0	0	0.0
1,000,000 - 1,249,999	0	0	0.0	0	0	0.0
1,250,000 - 1,499,999	0	0	0.0	0	0	0.0
1,500,000 +	0	0	0.0	0	1	-100.0
TOTALS	145	180	-19.4	601	738	-18.6

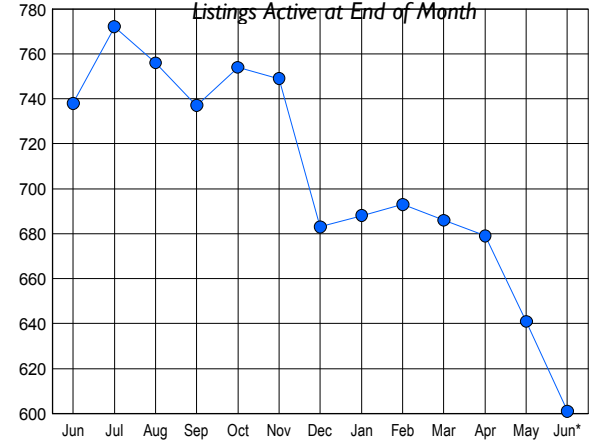
CONTRACTS

Price Range	New This Month			Year-To-Date		
	2011	2010	% Change	2011	2010	% Change
0 - 149,999	126	65	93.8	573	331	73.1
150,000 - 199,999	8	10	-20.0	49	87	-43.7
200,000 - 299,999	5	5	0.0	33	56	-41.1
300,000 - 399,999	0	0	0.0	2	5	-60.0
400,000 - 499,999	0	0	0.0	1	0	100.0
500,000 - 599,999	0	0	0.0	1	1	0.0
600,000 - 699,999	0	0	0.0	0	0	0.0
700,000 - 799,999	0	0	0.0	0	0	0.0
800,000 - 899,999	0	0	0.0	0	0	0.0
900,000 - 999,999	0	0	0.0	0	0	0.0
1,000,000 - 1,249,999	0	0	0.0	0	0	0.0
1,250,000 - 1,499,999	0	0	0.0	0	0	0.0
1,500,000 +	0	0	0.0	0	0	0.0
TOTALS	139	80	73.8	659	480	37.3

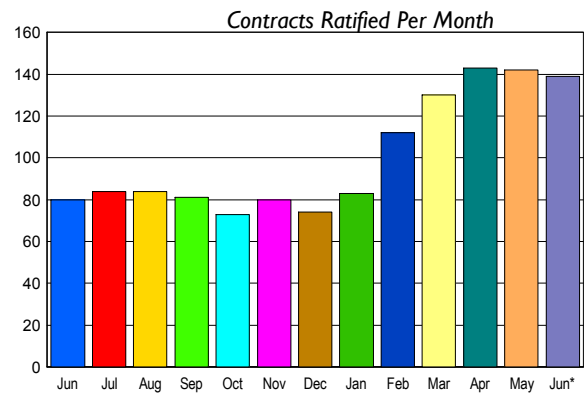
SETTLEMENTS

Price Range	New This Month			Year-To-Date		
	2011	2010	% Change	2011	2010	% Change
0 - 149,999	79	41	92.7	406	240	69.2
150,000 - 199,999	6	15	-60.0	42	75	-44.0
200,000 - 299,999	4	11	-63.6	21	49	-57.1
300,000 - 399,999	0	0	0.0	4	3	33.3
400,000 - 499,999	0	0	0.0	1	0	-100.0
500,000 - 599,999	0	0	0.0	1	1	0.0
600,000 - 699,999	0	0	0.0	0	0	0.0
700,000 - 799,999	0	0	0.0	0	0	0.0
800,000 - 899,999	0	0	0.0	0	0	0.0
900,000 - 999,999	0	0	0.0	0	0	0.0
1,000,000 - 1,249,999	0	0	0.0	0	0	0.0
1,250,000 - 1,499,999	0	0	0.0	0	0	0.0
1,500,000 +	0	0	0.0	0	0	0.0
TOTALS	89	67	32.8	475	368	29.1

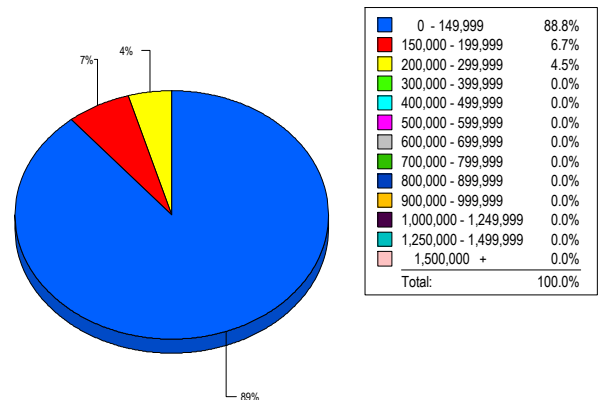
INVENTORY TREND



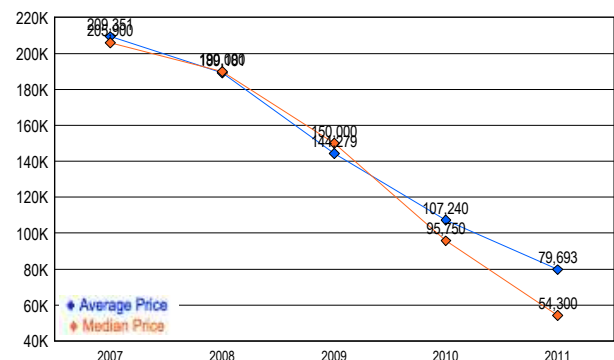
SALES TREND



MARKET BY PRICE RANGE



AVERAGE & MEDIAN PRICE



DATA SOURCE: Metropolitan Regional Information Systems, Inc. (MRIS)

NOTES: Properties not listed through this Multiple Listing Service are not reflected. The term "sales" represents ratified purchase contracts. Current year information is preliminary and subject to revision. Current year-to-date contract information may not equal the sum of the monthly contract totals reported in