

PRINCE GEORGES COUNTY

Residential Market Report

HOUSING REPORT

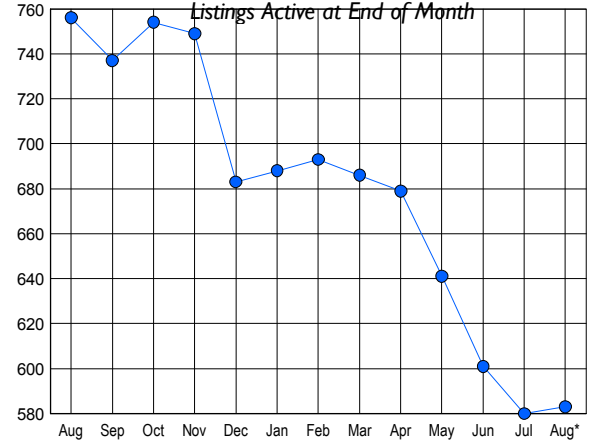
CONDO & COOPS

August 2011

LISTINGS

Price Range	New This Month			Total Actives		
	2011	2010	% Change	2011	2010	% Change
0 - 149,999	113	89	27.0	433	480	-9.8
150,000 - 199,999	12	36	-66.7	79	169	-53.3
200,000 - 299,999	18	17	5.9	57	90	-36.7
300,000 - 399,999	1	1	0.0	8	9	-11.1
400,000 - 499,999	0	0	0.0	1	2	-50.0
500,000 - 599,999	2	0	200.0	3	3	0.0
600,000 - 699,999	1	0	100.0	1	1	0.0
700,000 - 799,999	0	0	0.0	0	1	-100.0
800,000 - 899,999	0	0	0.0	1	0	0.0
900,000 - 999,999	0	0	0.0	0	0	0.0
1,000,000 - 1,249,999	0	0	0.0	0	0	0.0
1,250,000 - 1,499,999	0	0	0.0	0	0	0.0
1,500,000 +	0	0	0.0	0	1	-100.0
TOTALS	147	143	2.8	583	756	-22.9

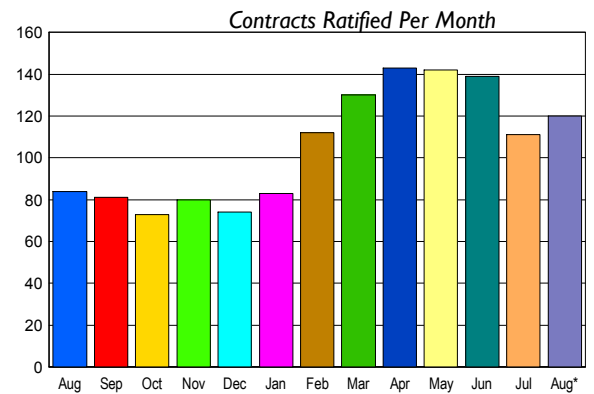
INVENTORY TREND



CONTRACTS

Price Range	New This Month			Year-To-Date		
	2011	2010	% Change	2011	2010	% Change
0 - 149,999	108	65	66.2	717	414	73.2
150,000 - 199,999	6	12	-50.0	62	101	-38.6
200,000 - 299,999	5	6	-16.7	39	67	-41.8
300,000 - 399,999	0	1	-100.0	2	7	-71.4
400,000 - 499,999	1	0	100.0	2	0	200.0
500,000 - 599,999	0	0	0.0	1	1	0.0
600,000 - 699,999	0	0	0.0	0	0	0.0
700,000 - 799,999	0	0	0.0	0	0	0.0
800,000 - 899,999	0	0	0.0	0	0	0.0
900,000 - 999,999	0	0	0.0	0	0	0.0
1,000,000 - 1,249,999	0	0	0.0	0	0	0.0
1,250,000 - 1,499,999	0	0	0.0	0	0	0.0
1,500,000 +	0	0	0.0	0	0	0.0
TOTALS	120	84	42.9	823	590	39.5

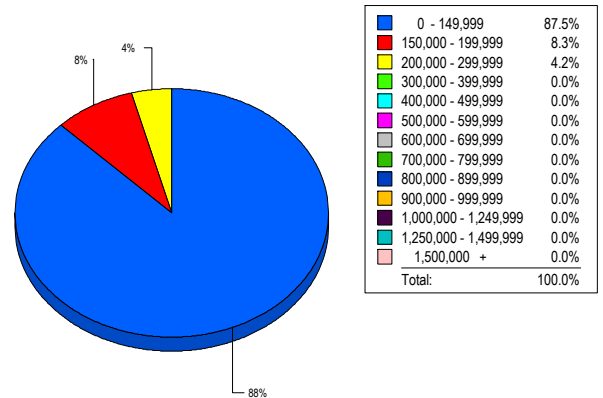
SALES TREND



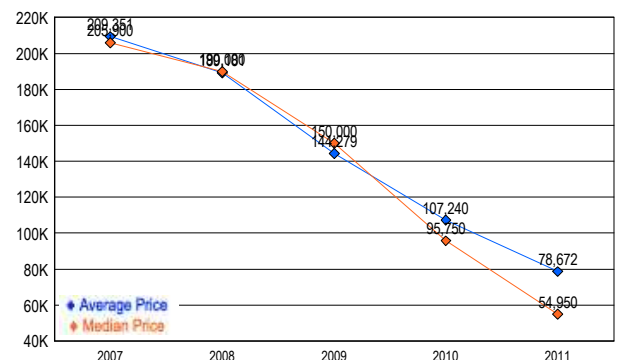
SETTLEMENTS

Price Range	New This Month			Year-To-Date		
	2011	2010	% Change	2011	2010	% Change
0 - 149,999	63	41	53.7	556	330	68.5
150,000 - 199,999	6	12	-50.0	57	99	-42.4
200,000 - 299,999	3	7	-57.1	27	60	-55.0
300,000 - 399,999	0	1	-100.0	4	5	-20.0
400,000 - 499,999	0	0	0.0	1	0	-100.0
500,000 - 599,999	0	0	0.0	1	1	0.0
600,000 - 699,999	0	0	0.0	0	0	0.0
700,000 - 799,999	0	0	0.0	0	0	0.0
800,000 - 899,999	0	0	0.0	0	0	0.0
900,000 - 999,999	0	0	0.0	0	0	0.0
1,000,000 - 1,249,999	0	0	0.0	0	0	0.0
1,250,000 - 1,499,999	0	0	0.0	0	0	0.0
1,500,000 +	0	0	0.0	0	0	0.0
TOTALS	72	61	18.0	646	495	30.5

MARKET BY PRICE RANGE



AVERAGE & MEDIAN PRICE



DATA SOURCE: Metropolitan Regional Information Systems, Inc. (MRIS)

NOTES: Properties not listed through this Multiple Listing Service are not reflected. The term "sales" represents ratified purchase contracts. Current year information is preliminary and subject to revision. Current year-to-date contract information may not equal the sum of the monthly contract totals reported in