

PRINCE GEORGES COUNTY

Residential Market Report

HOUSING REPORT

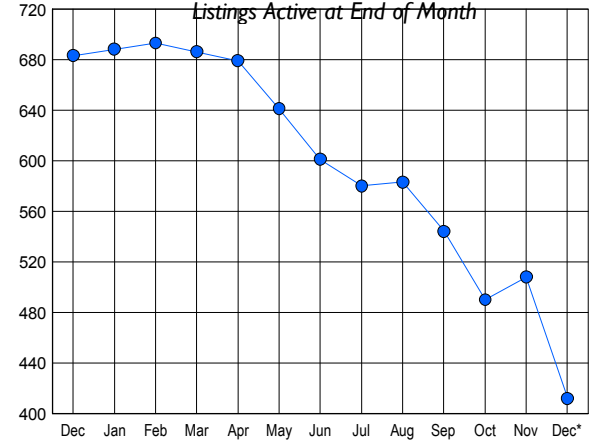
CONDO & COOPS

December 2011

LISTINGS

Price Range	New This Month			Total Actives		
	2011	2010	% Change	2011	2010	% Change
0 - 149,999	88	102	-13.7	309	493	-37.3
150,000 - 199,999	5	16	-68.8	56	119	-52.9
200,000 - 299,999	2	8	-75.0	32	60	-46.7
300,000 - 399,999	1	0	100.0	5	5	0.0
400,000 - 499,999	0	0	0.0	2	2	0.0
500,000 - 599,999	4	0	400.0	4	3	33.3
600,000 - 699,999	3	0	300.0	3	0	0.0
700,000 - 799,999	0	0	0.0	0	1	-100.0
800,000 - 899,999	1	0	100.0	1	0	0.0
900,000 - 999,999	0	0	0.0	0	0	0.0
1,000,000 - 1,249,999	0	0	0.0	0	0	0.0
1,250,000 - 1,499,999	0	0	0.0	0	0	0.0
1,500,000 +	0	0	0.0	0	0	0.0
TOTALS	104	126	-17.5	412	683	-39.7

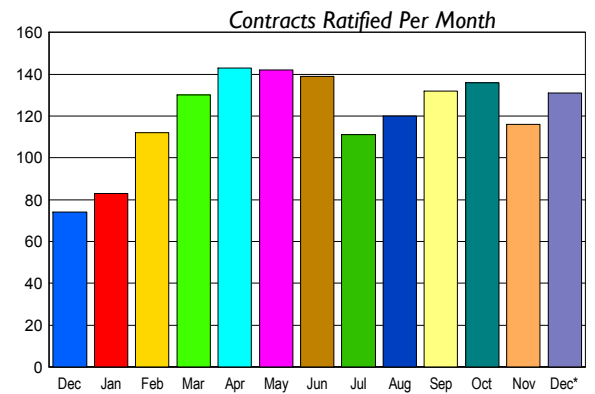
INVENTORY TREND



CONTRACTS

Price Range	New This Month			Year-To-Date		
	2011	2010	% Change	2011	2010	% Change
0 - 149,999	119	62	91.9	1,046	601	74.0
150,000 - 199,999	7	9	-22.2	81	129	-37.2
200,000 - 299,999	5	2	150.0	48	80	-40.0
300,000 - 399,999	0	1	-100.0	2	8	-75.0
400,000 - 499,999	0	0	0.0	2	0	200.0
500,000 - 599,999	0	0	0.0	1	1	0.0
600,000 - 699,999	0	0	0.0	0	0	0.0
700,000 - 799,999	0	0	0.0	0	0	0.0
800,000 - 899,999	0	0	0.0	0	0	0.0
900,000 - 999,999	0	0	0.0	0	0	0.0
1,000,000 - 1,249,999	0	0	0.0	0	0	0.0
1,250,000 - 1,499,999	0	0	0.0	0	0	0.0
1,500,000 +	0	0	0.0	0	0	0.0
TOTALS	131	74	77.0	1180	819	44.1

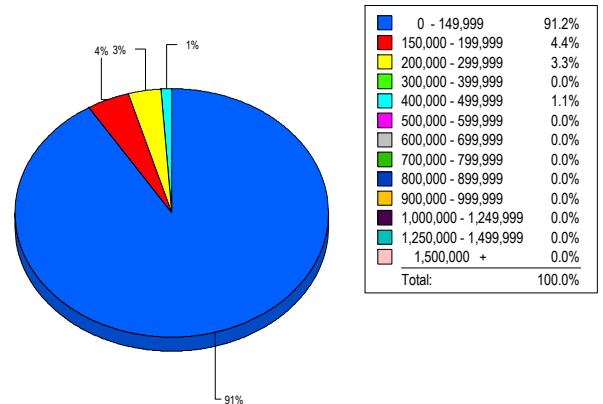
SALES TREND



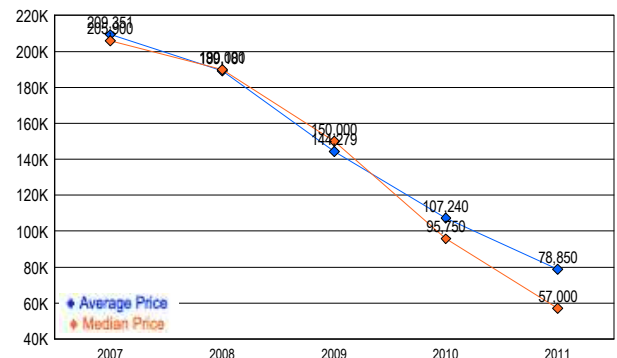
SETTLEMENTS

Price Range	New This Month			Year-To-Date		
	2011	2010	% Change	2011	2010	% Change
0 - 149,999	83	51	62.7	871	513	69.8
150,000 - 199,999	4	3	33.3	79	118	-33.1
200,000 - 299,999	3	2	50.0	37	78	-52.6
300,000 - 399,999	0	1	-100.0	5	6	-16.7
400,000 - 499,999	1	0	100.0	2	0	-200.0
500,000 - 599,999	0	0	0.0	1	1	0.0
600,000 - 699,999	0	0	0.0	0	0	0.0
700,000 - 799,999	0	0	0.0	0	0	0.0
800,000 - 899,999	0	0	0.0	0	0	0.0
900,000 - 999,999	0	0	0.0	0	0	0.0
1,000,000 - 1,249,999	0	0	0.0	0	0	0.0
1,250,000 - 1,499,999	0	0	0.0	0	0	0.0
1,500,000 +	0	0	0.0	0	0	0.0
TOTALS	91	57	59.6	995	716	39.0

MARKET BY PRICE RANGE



AVERAGE & MEDIAN PRICE



DATA SOURCE: Metropolitan Regional Information Systems, Inc. (MRIS)

NOTES: Properties not listed through this Multiple Listing Service are not reflected. The term "sales" represents ratified purchase contracts. Current year information is preliminary and subject to revision. Current year-to-date contract information may not equal the sum of the monthly contract totals reported in