

PRINCE GEORGES COUNTY

Residential Market Report

HOUSING REPORT

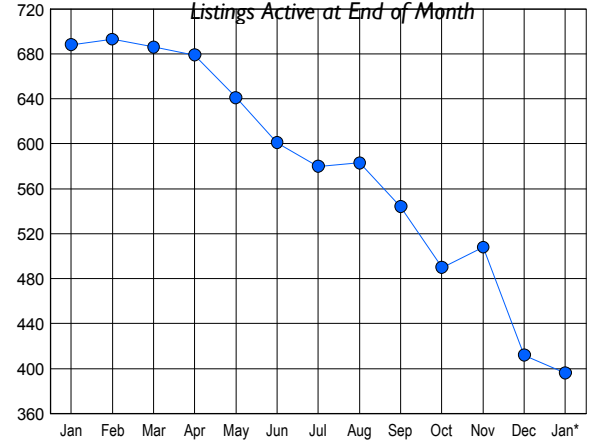
CONDO & COOPS

January 2012

LISTINGS

Price Range	New This Month			Total Actives		
	2012	2011	% Change	2012	2011	% Change
0 - 149,999	95	120	-20.8	284	500	-43.2
150,000 - 199,999	17	28	-39.3	61	118	-48.3
200,000 - 299,999	9	10	-10.0	37	58	-36.2
300,000 - 399,999	0	1	-100.0	4	6	-33.3
400,000 - 499,999	1	1	0.0	3	2	50.0
500,000 - 599,999	2	0	200.0	4	2	100.0
600,000 - 699,999	0	0	0.0	3	0	0.0
700,000 - 799,999	0	0	0.0	0	1	-100.0
800,000 - 899,999	0	1	-100.0	0	1	-100.0
900,000 - 999,999	0	0	0.0	0	0	0.0
1,000,000 - 1,249,999	0	0	0.0	0	0	0.0
1,250,000 - 1,499,999	0	0	0.0	0	0	0.0
1,500,000 +	0	0	0.0	0	0	0.0
TOTALS	124	161	-23.0	396	688	-42.4

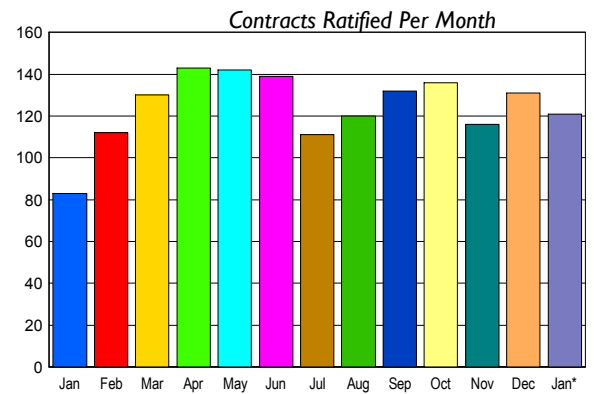
INVENTORY TREND



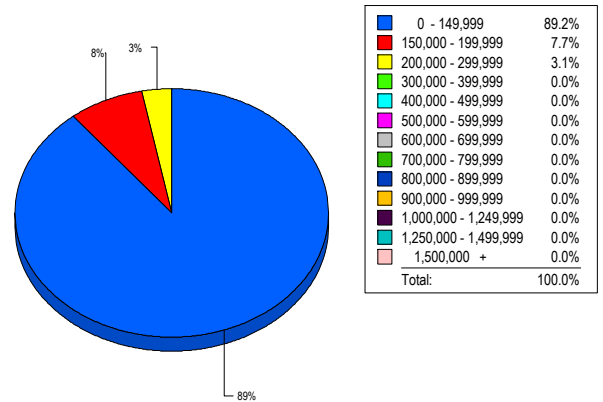
CONTRACTS

Price Range	New This Month			Year-To-Date		
	2012	2011	% Change	2012	2011	% Change
0 - 149,999	110	72	52.8	110	72	52.8
150,000 - 199,999	4	6	-33.3	4	6	-33.3
200,000 - 299,999	5	5	0.0	5	5	0.0
300,000 - 399,999	0	0	0.0	0	0	0.0
400,000 - 499,999	0	0	0.0	0	0	0.0
500,000 - 599,999	1	0	100.0	1	0	100.0
600,000 - 699,999	0	0	0.0	0	0	0.0
700,000 - 799,999	0	0	0.0	0	0	0.0
800,000 - 899,999	1	0	100.0	1	0	100.0
900,000 - 999,999	0	0	0.0	0	0	0.0
1,000,000 - 1,249,999	0	0	0.0	0	0	0.0
1,250,000 - 1,499,999	0	0	0.0	0	0	0.0
1,500,000 +	0	0	0.0	0	0	0.0
TOTALS	121	83	45.8	121	83	45.8

SALES TREND



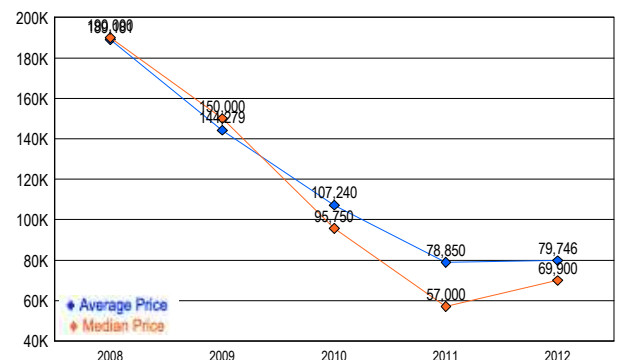
MARKET BY PRICE RANGE



SETTLEMENTS

Price Range	New This Month			Year-To-Date		
	2012	2011	% Change	2012	2011	% Change
0 - 149,999	58	47	23.4	58	47	23.4
150,000 - 199,999	5	6	-16.7	5	6	-16.7
200,000 - 299,999	2	0	200.0	2	0	-200.0
300,000 - 399,999	0	1	-100.0	0	1	-100.0
400,000 - 499,999	0	0	0.0	0	0	0.0
500,000 - 599,999	0	0	0.0	0	0	0.0
600,000 - 699,999	0	0	0.0	0	0	0.0
700,000 - 799,999	0	0	0.0	0	0	0.0
800,000 - 899,999	0	0	0.0	0	0	0.0
900,000 - 999,999	0	0	0.0	0	0	0.0
1,000,000 - 1,249,999	0	0	0.0	0	0	0.0
1,250,000 - 1,499,999	0	0	0.0	0	0	0.0
1,500,000 +	0	0	0.0	0	0	0.0
TOTALS	65	54	20.4	65	54	20.4

AVERAGE & MEDIAN PRICE



DATA SOURCE: Metropolitan Regional Information Systems, Inc. (MRIS)

NOTES: Properties not listed through this Multiple Listing Service are not reflected. The term "sales" represents ratified purchase contracts. Current year information is preliminary and subject to revision. Current year-to-date contract information may not equal the sum of the monthly contract totals reported in