

LISTINGS

Price Range	New This Month			Total Actives		
	2012	2011	% Change	2012	2011	% Change
0 - 149,999	103	121	-14.9	284	498	-43.0
150,000 - 199,999	10	19	-47.4	59	120	-50.8
200,000 - 299,999	3	17	-82.4	34	62	-45.2
300,000 - 399,999	3	1	200.0	7	7	0.0
400,000 - 499,999	0	0	0.0	3	2	50.0
500,000 - 599,999	0	0	0.0	5	2	150.0
600,000 - 699,999	1	0	100.0	2	0	0.0
700,000 - 799,999	0	0	0.0	0	1	-100.0
800,000 - 899,999	0	0	0.0	0	1	-100.0
900,000 - 999,999	0	0	0.0	0	0	0.0
1,000,000 - 1,249,999	0	0	0.0	0	0	0.0
1,250,000 - 1,499,999	0	0	0.0	0	0	0.0
1,500,000 +	0	0	0.0	0	0	0.0
TOTALS	120	158	-24.1	394	693	-43.1

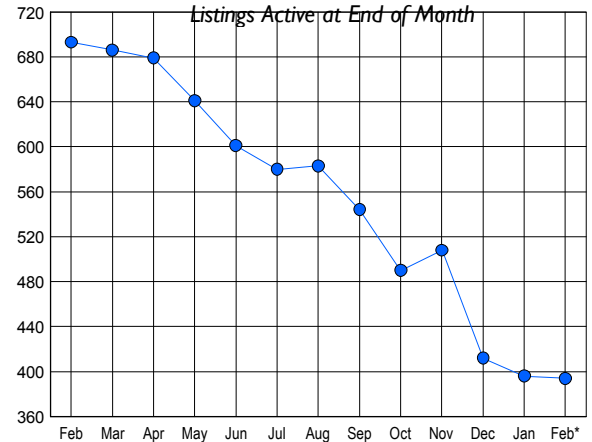
CONTRACTS

Price Range	New This Month			Year-To-Date		
	2012	2011	% Change	2012	2011	% Change
0 - 149,999	103	93	10.8	209	163	28.2
150,000 - 199,999	9	10	-10.0	14	18	-22.2
200,000 - 299,999	6	7	-14.3	10	12	-16.7
300,000 - 399,999	0	1	-100.0	0	1	-100.0
400,000 - 499,999	0	0	0.0	0	0	0.0
500,000 - 599,999	0	1	-100.0	0	1	-100.0
600,000 - 699,999	2	0	200.0	2	0	200.0
700,000 - 799,999	0	0	0.0	0	0	0.0
800,000 - 899,999	0	0	0.0	0	0	0.0
900,000 - 999,999	0	0	0.0	0	0	0.0
1,000,000 - 1,249,999	0	0	0.0	0	0	0.0
1,250,000 - 1,499,999	0	0	0.0	0	0	0.0
1,500,000 +	0	0	0.0	0	0	0.0
TOTALS	120	112	7.1	235	195	20.5

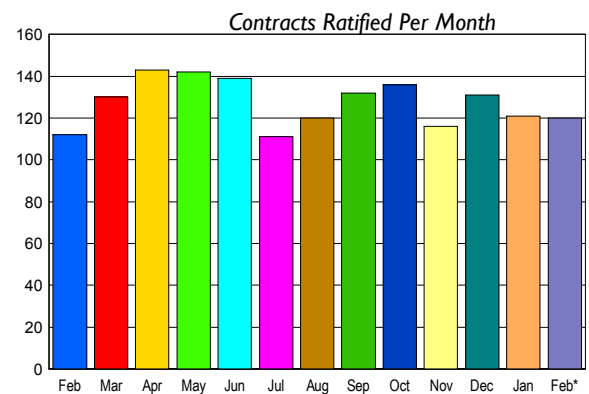
SETTLEMENTS

Price Range	New This Month			Year-To-Date		
	2012	2011	% Change	2012	2011	% Change
0 - 149,999	57	50	14.0	124	101	22.8
150,000 - 199,999	2	6	-66.7	7	13	-46.2
200,000 - 299,999	2	4	-50.0	4	4	0.0
300,000 - 399,999	0	0	0.0	0	1	-100.0
400,000 - 499,999	0	0	0.0	0	0	0.0
500,000 - 599,999	0	1	-100.0	0	1	-100.0
600,000 - 699,999	0	0	0.0	0	0	0.0
700,000 - 799,999	0	0	0.0	0	0	0.0
800,000 - 899,999	0	0	0.0	0	0	0.0
900,000 - 999,999	0	0	0.0	0	0	0.0
1,000,000 - 1,249,999	0	0	0.0	0	0	0.0
1,250,000 - 1,499,999	0	0	0.0	0	0	0.0
1,500,000 +	0	0	0.0	0	0	0.0
TOTALS	61	61	0.0	135	120	12.5

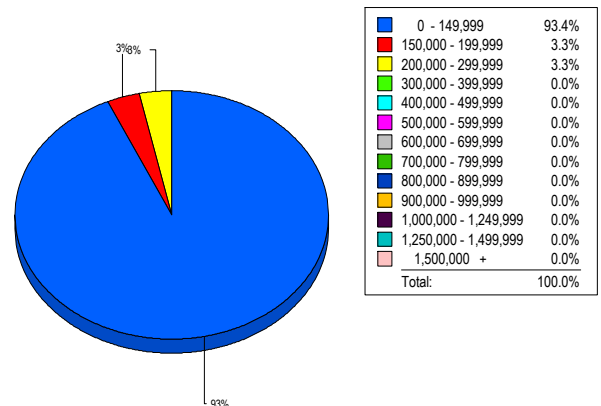
INVENTORY TREND



SALES TREND



MARKET BY PRICE RANGE



AVERAGE & MEDIAN PRICE



DATA SOURCE: Metropolitan Regional Information Systems, Inc. (MRIS)

NOTES: Properties not listed through this Multiple Listing Service are not reflected. The term "sales" represents ratified purchase contracts. Current year information is preliminary and subject to revision. Current year- to- date contract information may not equal the sum of the monthly contract totals reported in