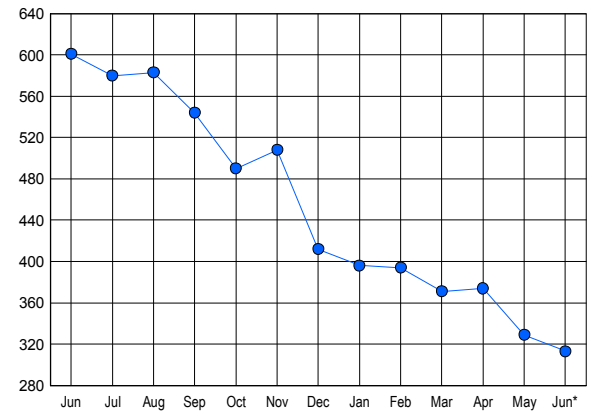


LISTINGS

Price Range	New This Month			Total Actives		
	2012	2011	% Change	2012	2011	% Change
0 - 149,999	110	113	-2.7	217	418	-48.1
150,000 - 199,999	11	23	-52.2	51	111	-54.1
200,000 - 299,999	7	8	-12.5	29	56	-48.2
300,000 - 399,999	1	0	100.0	5	9	-44.4
400,000 - 499,999	2	1	100.0	5	3	66.7
500,000 - 599,999	1	0	100.0	4	1	300.0
600,000 - 699,999	0	0	0.0	2	2	0.0
700,000 - 799,999	0	0	0.0	0	0	0.0
800,000 - 899,999	0	0	0.0	0	1	-100.0
900,000 - 999,999	0	0	0.0	0	0	0.0
1,000,000 - 1,249,999	0	0	0.0	0	0	0.0
1,250,000 - 1,499,999	0	0	0.0	0	0	0.0
1,500,000 +	0	0	0.0	0	0	0.0
TOTALS	132	145	-9.0	313	601	-47.9

INVENTORY TREND

Listings Active at End of Month

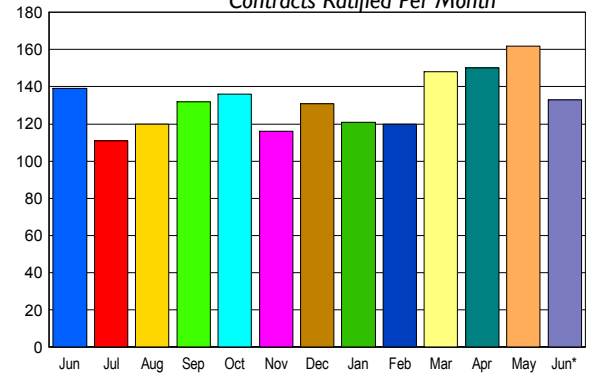


CONTRACTS

Price Range	New This Month			Year-To-Date		
	2012	2011	% Change	2012	2011	% Change
0 - 149,999	120	126	-4.8	633	573	10.5
150,000 - 199,999	9	8	12.5	44	49	-10.2
200,000 - 299,999	1	5	-80.0	30	33	-9.1
300,000 - 399,999	2	0	200.0	10	2	400.0
400,000 - 499,999	0	0	0.0	3	1	200.0
500,000 - 599,999	1	0	100.0	4	1	300.0
600,000 - 699,999	0	0	0.0	1	0	100.0
700,000 - 799,999	0	0	0.0	0	0	0.0
800,000 - 899,999	0	0	0.0	0	0	0.0
900,000 - 999,999	0	0	0.0	0	0	0.0
1,000,000 - 1,249,999	0	0	0.0	0	0	0.0
1,250,000 - 1,499,999	0	0	0.0	0	0	0.0
1,500,000 +	0	0	0.0	0	0	0.0
TOTALS	133	139	-4.3	725	659	10.0

SALES TREND

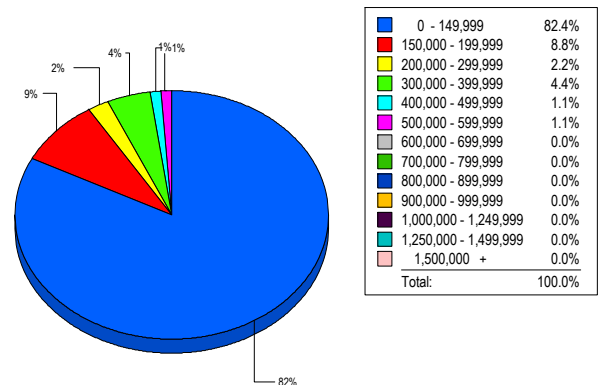
Contracts Ratified Per Month



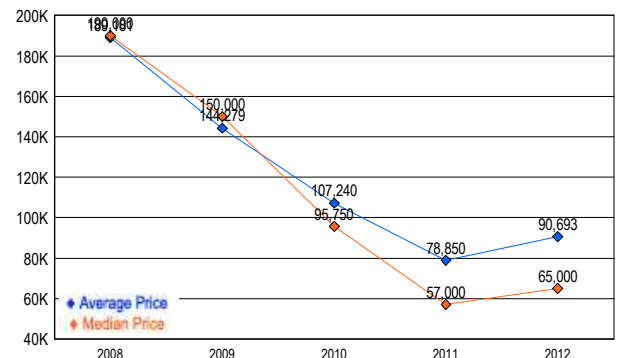
SETTLEMENTS

Price Range	New This Month			Year-To-Date		
	2012	2011	% Change	2012	2011	% Change
0 - 149,999	75	79	-5.1	392	406	-3.4
150,000 - 199,999	8	6	33.3	30	42	-28.6
200,000 - 299,999	2	4	-50.0	14	21	-33.3
300,000 - 399,999	4	0	400.0	7	4	75.0
400,000 - 499,999	1	0	100.0	3	1	200.0
500,000 - 599,999	1	0	100.0	4	1	300.0
600,000 - 699,999	0	0	0.0	1	0	-100.0
700,000 - 799,999	0	0	0.0	0	0	0.0
800,000 - 899,999	0	0	0.0	0	0	0.0
900,000 - 999,999	0	0	0.0	0	0	0.0
1,000,000 - 1,249,999	0	0	0.0	0	0	0.0
1,250,000 - 1,499,999	0	0	0.0	0	0	0.0
1,500,000 +	0	0	0.0	0	0	0.0
TOTALS	91	89	2.2	451	475	-5.1

MARKET BY PRICE RANGE



AVERAGE & MEDIAN PRICE



DATA SOURCE: Metropolitan Regional Information Systems, Inc. (MRIS)

NOTES: Properties not listed through this Multiple Listing Service are not reflected. The term "sales" represents ratified purchase contracts. Current year information is preliminary and subject to revision. Current year-to-date contract information may not equal the sum of the monthly contract totals reported in