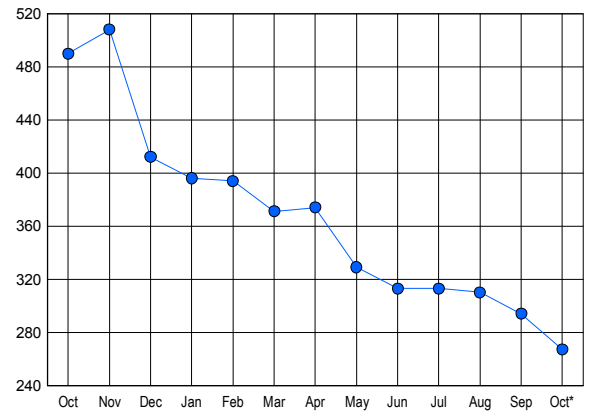


LISTINGS

Price Range	New This Month			Total Actives		
	2012	2011	% Change	2012	2011	% Change
0 - 149,999	88	102	-13.7	166	363	-54.3
150,000 - 199,999	16	12	33.3	56	71	-21.1
200,000 - 299,999	12	5	140.0	32	40	-20.0
300,000 - 399,999	0	0	0.0	5	5	0.0
400,000 - 499,999	1	1	0.0	5	4	25.0
500,000 - 599,999	0	1	-100.0	1	4	-75.0
600,000 - 699,999	0	0	0.0	2	2	0.0
700,000 - 799,999	0	1	-100.0	0	0	0.0
800,000 - 899,999	0	0	0.0	0	1	-100.0
900,000 - 999,999	0	0	0.0	0	0	0.0
1,000,000 - 1,249,999	0	0	0.0	0	0	0.0
1,250,000 - 1,499,999	0	0	0.0	0	0	0.0
1,500,000 +	0	0	0.0	0	0	0.0
TOTALS	117	122	-4.1	267	490	-45.5

INVENTORY TREND

Listings Active at End of Month

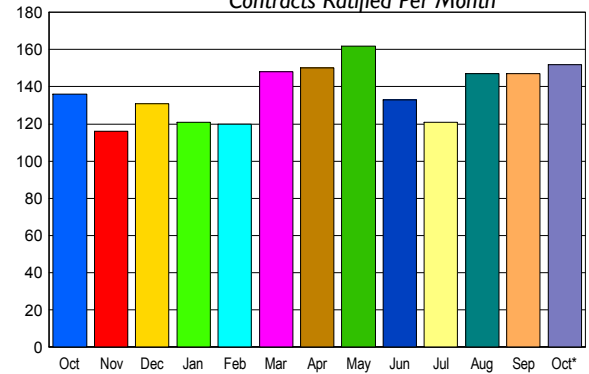


CONTRACTS

Price Range	New This Month			Year-To-Date		
	2012	2011	% Change	2012	2011	% Change
0 - 149,999	130	120	8.3	932	897	3.9
150,000 - 199,999	10	9	11.1	68	72	-5.6
200,000 - 299,999	8	6	33.3	48	45	6.7
300,000 - 399,999	2	0	200.0	16	2	700.0
400,000 - 499,999	0	0	0.0	6	1	500.0
500,000 - 599,999	1	0	100.0	10	1	900.0
600,000 - 699,999	1	0	100.0	3	0	300.0
700,000 - 799,999	0	1	-100.0	0	1	-100.0
800,000 - 899,999	0	0	0.0	0	0	0.0
900,000 - 999,999	0	0	0.0	0	0	0.0
1,000,000 - 1,249,999	0	0	0.0	0	0	0.0
1,250,000 - 1,499,999	0	0	0.0	0	0	0.0
1,500,000 +	0	0	0.0	0	0	0.0
TOTALS	152	136	11.8	1083	1019	6.3

SALES TREND

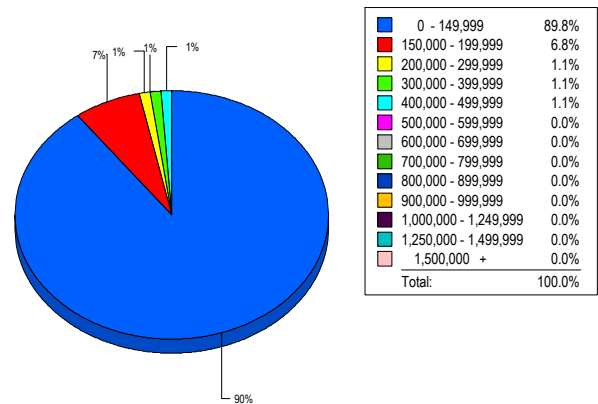
Contracts Ratified Per Month



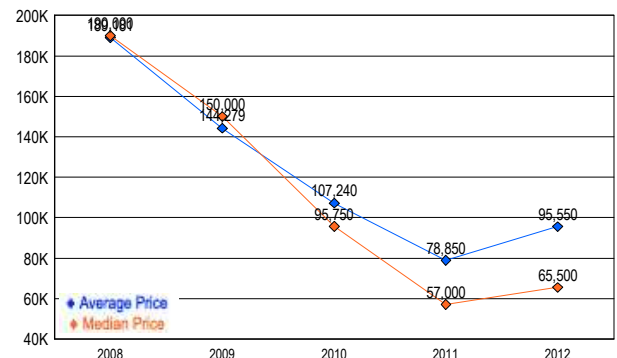
SETTLEMENTS

Price Range	New This Month			Year-To-Date		
	2012	2011	% Change	2012	2011	% Change
0 - 149,999	79	68	16.2	667	709	-5.9
150,000 - 199,999	6	2	200.0	54	66	-18.2
200,000 - 299,999	1	1	0.0	31	30	3.3
300,000 - 399,999	1	0	100.0	14	5	180.0
400,000 - 499,999	1	0	100.0	5	1	400.0
500,000 - 599,999	0	0	0.0	10	1	900.0
600,000 - 699,999	0	0	0.0	1	0	-100.0
700,000 - 799,999	0	0	0.0	0	0	0.0
800,000 - 899,999	0	0	0.0	0	0	0.0
900,000 - 999,999	0	0	0.0	0	0	0.0
1,000,000 - 1,249,999	0	0	0.0	0	0	0.0
1,250,000 - 1,499,999	0	0	0.0	0	0	0.0
1,500,000 +	0	0	0.0	0	0	0.0
TOTALS	88	71	23.9	782	812	-3.7

MARKET BY PRICE RANGE



AVERAGE & MEDIAN PRICE



DATA SOURCE: Metropolitan Regional Information Systems, Inc. (MRIS)

NOTES: Properties not listed through this Multiple Listing Service are not reflected. The term "sales" represents ratified purchase contracts. Current year information is preliminary and subject to revision. Current year-to-date contract information may not equal the sum of the monthly contract totals reported in