

PRINCE GEORGES COUNTY

Residential Market Report

HOUSING REPORT

CONDO & COOPS

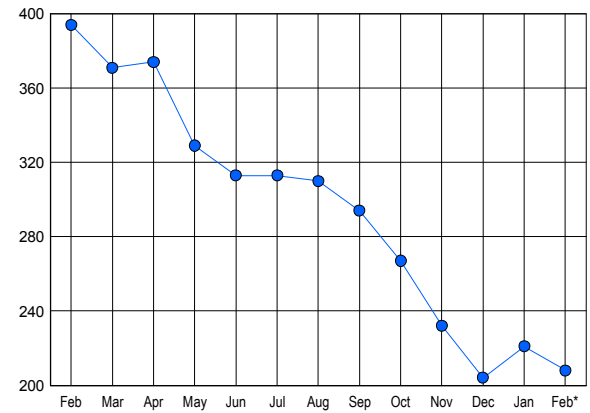
February 2013

LISTINGS

Price Range	New This Month			Total Actives		
	2013	2012	% Change	2013	2012	% Change
0 - 149,999	100	103	-2.9	127	284	-55.3
150,000 - 199,999	16	10	60.0	41	59	-30.5
200,000 - 299,999	7	3	133.3	25	34	-26.5
300,000 - 399,999	3	3	0.0	8	7	14.3
400,000 - 499,999	0	0	0.0	3	3	0.0
500,000 - 599,999	1	0	100.0	1	5	-80.0
600,000 - 699,999	1	1	0.0	1	2	-50.0
700,000 - 799,999	1	0	100.0	1	0	0.0
800,000 - 899,999	0	0	0.0	0	0	0.0
900,000 - 999,999	0	0	0.0	0	0	0.0
1,000,000 - 1,249,999	0	0	0.0	0	0	0.0
1,250,000 - 1,499,999	0	0	0.0	0	0	0.0
1,500,000 +	0	0	0.0	1	0	0.0
TOTALS	129	120	7.5	208	394	-47.2

INVENTORY TREND

Listings Active at End of Month

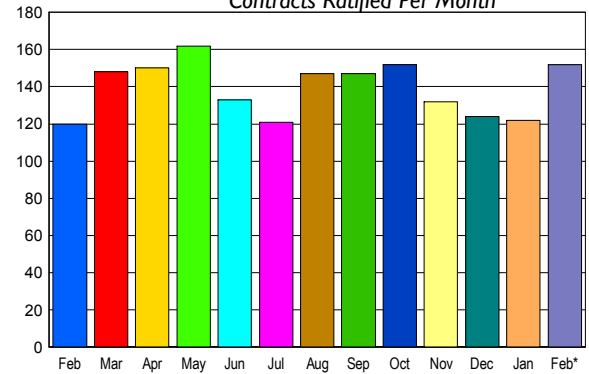


CONTRACTS

Price Range	New This Month			Year-To-Date		
	2013	2012	% Change	2013	2012	% Change
0 - 149,999	127	103	23.3	231	209	10.5
150,000 - 199,999	15	9	66.7	25	14	78.6
200,000 - 299,999	10	6	66.7	15	10	50.0
300,000 - 399,999	0	0	0.0	1	0	100.0
400,000 - 499,999	0	0	0.0	1	0	100.0
500,000 - 599,999	0	0	0.0	0	0	0.0
600,000 - 699,999	0	2	-100.0	0	2	-100.0
700,000 - 799,999	0	0	0.0	1	0	100.0
800,000 - 899,999	0	0	0.0	0	0	0.0
900,000 - 999,999	0	0	0.0	0	0	0.0
1,000,000 - 1,249,999	0	0	0.0	0	0	0.0
1,250,000 - 1,499,999	0	0	0.0	0	0	0.0
1,500,000 +	0	0	0.0	0	0	0.0
TOTALS	152	120	26.7	274	235	16.6

SALES TREND

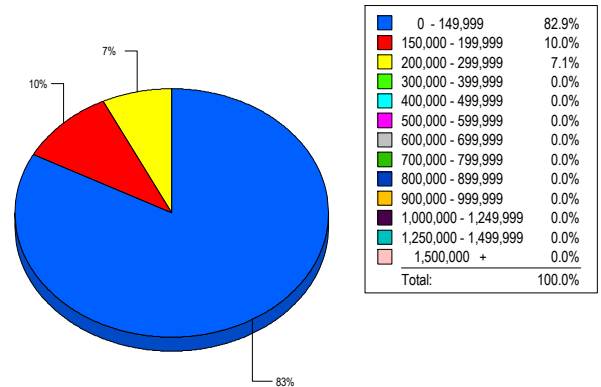
Contracts Ratified Per Month



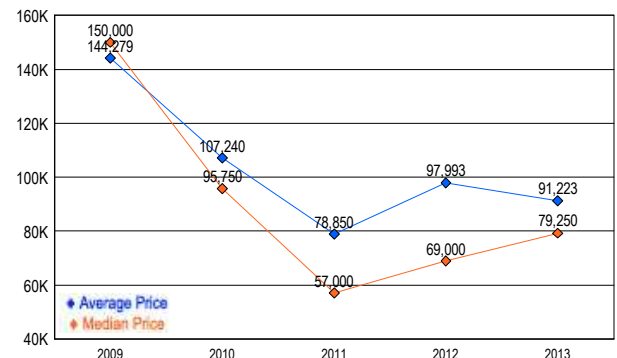
SETTLEMENTS

Price Range	New This Month			Year-To-Date		
	2013	2012	% Change	2013	2012	% Change
0 - 149,999	58	57	1.8	126	124	1.6
150,000 - 199,999	7	2	250.0	11	7	57.1
200,000 - 299,999	5	2	150.0	9	4	125.0
300,000 - 399,999	0	0	0.0	0	0	0.0
400,000 - 499,999	0	0	0.0	0	0	0.0
500,000 - 599,999	0	0	0.0	0	0	0.0
600,000 - 699,999	0	0	0.0	0	0	0.0
700,000 - 799,999	0	0	0.0	0	0	0.0
800,000 - 899,999	0	0	0.0	0	0	0.0
900,000 - 999,999	0	0	0.0	0	0	0.0
1,000,000 - 1,249,999	0	0	0.0	0	0	0.0
1,250,000 - 1,499,999	0	0	0.0	0	0	0.0
1,500,000 +	0	0	0.0	0	0	0.0
TOTALS	70	61	14.8	146	135	8.1

MARKET BY PRICE RANGE



AVERAGE & MEDIAN PRICE



DATA SOURCE: Metropolitan Regional Information Systems, Inc. (MRIS)

NOTES: Properties not listed through this Multiple Listing Service are not reflected. The term "sales" represents ratified purchase contracts. Current year information is preliminary and subject to revision. Current year-to-date contract information may not equal the sum of the monthly contract totals reported in